EXHIBIT B

PROJECT DATA

PROJECT	TUTHILL-HELTERMAN RESIDENCE
LOCATION	315 PEARSON DRIVE ASHEVILLE, NC 28801
DESCRIPTION	RENOVATION/ADDITION
OWNER	COLLIN TUTHILL & JOLYON HELTERMAN
DESIGN TEAM	ARCHITECTURAL
	c.Jem DESIGNS, PLLC ***Jessica Larsen, RA, LEED AP***
	CONTRACTOR
	SOUTH SLOPE BUILDERS, INC ***Luke Miller***

ZONING

PIN#	963985406500000
ZONE	RS8
LOT	+/- 0.34 ACRES
EXISTING USE	RESIDENTIAL
PROPOSED USE	RESIDENTIAL
BUILDING HEIGHT ALLOWED	40'-0"
BUILDING HEIGHT PROVIDED	N/A
FRONT YARD SETBACK	15'-0"
SIDE YARD SETBACK	6'-0"
REAR YARD SETBACK	15'-0"

CODES (NC)

IMPROVEMENTS TO BE IN COMPLIANCE WITH:

2018 North Carolina Residential Code

GENERAL NOTES

THE FOLLOWING APPLIES TO ALL DRAWINGS IN THIS PACKAGE:

1. ALL DIMENSIONS ARE PROVIDED FOR GENERAL REFERENCE ONLY. CONTRACTOR TO REVIEW ALL NEW AND EXISTING CONDITIONS PRIOR TO STARTING WORK AND DURING PROGRESS. ANY EXISTING CONDITIONS THAT DO NOT MATCH ARCHITECTURAL DRAWINGS ARE TO BE BROUGHT IMMEDIATELY TO THE ATTENTION OF THE ARCHITECT/OWNER AND PRIOR TO PROCEEDING WITH WORK.
2. DO NOT SCALE DRAWINGS. WRITTEN INFORMATION TAKES PRECEDENT OVER DRAWING LINES. THE CONTRACTOR SHALL NOTIFY THE ARCHITECT FOR ANY CLARIFICATIONS NEEDED. ALL DIMENSIONS SHALL BE FIELD VERIFIED BY CONTRACTOR AND COORDINATED WITH ALL OF THE WORK DONE THROUGHOUT THE PROJECT.
3. ALL EXTERIOR AND INTERIOR DIMENSIONS SHOWN ON FLOOR PLANS, SECTIONS, ELEVATIONS, AND DETAILS ARE TO FACE OF STUD (OR STRUCTURAL MEMBER, UNO.
4. CONTRACTOR SHALL COORDINATE THE INSTALLATION OF THE VARIOUS TRADE ITEMS WITHIN THE SPACE ABOVE ALL CEILINGS AND WALL CAVITIES (INCLUDING BUT NOT LIMITED TO: STRUCTURAL MEMBERS, MECHANICAL DUCTS AND INSTALLATION, CONDUITS, RACEWAYS, LIGHT FIXTURES AND ANY STRUCTURAL SUPPORTS REQUIRED) AND SHALL BE RESPONSIBLE FOR MAINTAINING THE FINISH CEILING HEIGHT ABOVE THE FINISH FLOOR AS NOTED ON DRAWINGS.
5. ACCESS PANELS SHALL BE PROVIDED AND INSTALLED BY CONTRACTOR ACCORDING TO BUILDING CODE REQUIREMENTS. LOCATION AND SIZE TO BE COORDINATED WITH OWNER AND ARCHITECT WHEN POSSIBLE.
6. ALL STRUCTURAL MEMBERS AND CONNECTIONS SHALL BE DESIGNED BY THE CONTRACTOR OR A QUALIFIED STRUCTURAL ENGINEER TO MEET THE NC BUILDING CODE REQUIREMENTS. THE ARCHITECT IS NOT RESPONSIBLE FOR THE SIZING OF ANY STRUCTURAL MEMBERS OR THE DESIGN OF ANY STRUCTURAL CONNECTIONS REGARDLESS OF WHAT IS WRITTEN OR IMPLIED IN THE DRAWING SET.
7. REINFORCEMENT AND/OR SUPPORT SATISFACTORY TO ARCHITECT AND STRUCTURAL ENGINEER SHALL BE PROVIDED BY CONTRACTOR PRIOR TO CUTTING INTO STRUCTURAL PORTIONS OF ANY BUILDING.
8. THE CONTRACTOR IS RESPONSIBLE FOR ALL CONSTRUCTION MEANS, METHODS AND PROCEDURES, SAFETY PRECAUTIONS, AND CONSTRUCTION SUPERVISION THROUGHOUT THE DURATION OF THE PROJECT.
9. ALL PERMITS ARE THE CONTRACTOR'S RESPONSIBILITY.
10. FINAL CLEANUP AND DISPOSAL INCLUDES REMOVAL OF DEBRIS, RUBBISH AND WASTE MATERIAL FROM OWNER'S PROPERTY TO A LAWFUL DISPOSAL AREA AND PAY ALL HAULING AND DUMPING COSTS ASSOCIATED. UPON COMPLETION OF WORK, ALL CONSTRUCTION AREAS SHALL BE LEFT VACUUM-CLEAN AND FREE OF DUST, DIRT, STAINS, HAND MARKS, PAINT POTS, PAINT DROPPINGS AND ANY OTHER TYPE OF BLEMISH.

ARCHITECT'S NOTE

TO THE BEST OF MY KNOWLEDGE, THESE PLANS ARE DRAWN TO COMPLY WITH OWNER'S AND/OR BUILDER'S SPECIFICATIONS AND ANY CHANGES MADE ON THEM AFTER PRINTS ARE MADE WILL BE DONE AT THE OWNER'S AND/OR BUILDER'S EXPENSE AND RESPONSIBILITY. THE CONTRACTOR SHALL VERIFY ALL DIMENSIONS AND ENCLOSED DRAWING. CJEM DESIGNS, PLLC IS NOT LIABLE FOR ERRORS ONCE CONSTRUCTION HAS BEGUN. WHILE EVERY EFFORT HAS BEEN MADE IN THE PREPARATION OF THESE PLANS TO AVOID MISTAKES, THE MAKER CAN NOT GUARANTEE AGAINST HUMAN ERROR. THE CONTRACTOR OF THE JOB MUST CHECK ALL DIMENSIONS AND OTHER DETAILS PRIOR TO CONSTRUCTION AND BE SOLELY RESPONSIBLE THEREAFTER.

THIS DESIGN IS THE SOLE PROPERTY OF C.JEM DESIGNS, PLLC, AND ANY OTHER UNAUTHORIZED REPRODUCTION OR USE OF ANY KIND IS PROHIBITED WITHOUT PRIOR WRITTEN PERMISSION.

LIST OF DRAWINGS

AD100	PROJECT INFO, EXISTING FLOOR PLAN(S)
AD101	EXISTING FLOOR PLAN(S)
AD200	EXISTING ELEVATION(S) - PARTIAL
A100	PROPOSED FLOOR PLAN(S)
A101	PROPOSED FLOOR PLAN(S)
A200	PROPOSED ELEVATION(S) - PARTIAL
A300	SCHEDULES

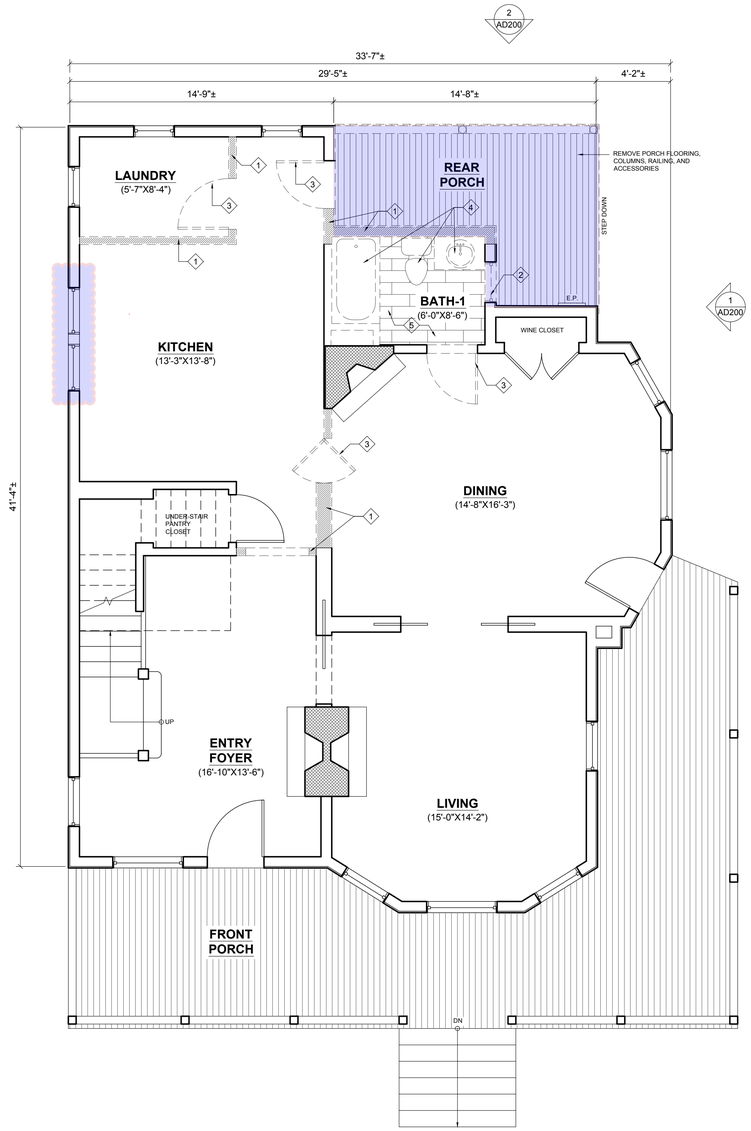

1| FIRST FLOOR PLAN

¼"=1'-0"

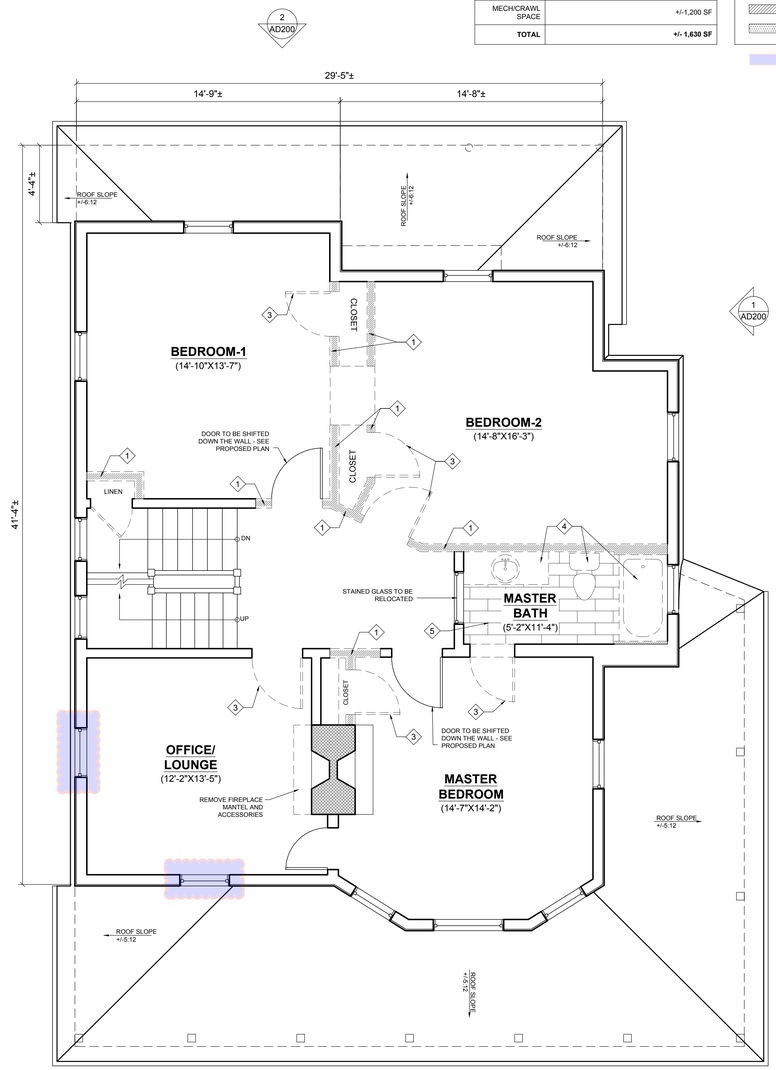

2| SECOND FLOOR PLAN

¼"=1'-0"

GENERAL NOTES - EXISTING CONDITIONS

THE FOLLOWING APPLIES TO ALL DRAWINGS IN THIS PACKAGE.

ALL DIMENSIONS ARE PROVIDED FOR GENERAL REFERENCE ONLY. CONTRACTOR TO REVIEW EXISTING FIELD CONDITIONS PRIOR TO STARTING WORK AND DURING PROGRESS. ANY EXISTING CONDITIONS THAT DO NOT MATCH ARCHITECTURAL DRAWINGS ARE TO BE BROUGHT IMMEDIATELY TO THE ATTENTION OF THE ARCHITECT/OWNER AND PRIOR TO PROCEEDING WITH WORK.

CONTRACT PRICE MUST INCLUDE ALL INCIDENTAL WORK TO SUPPORT DESIGN INTENT IN PROPOSED PLANS. NOTIFY ARCHITECT/OWNER OF ANY DISCREPANCIES FOUND, EXCLUDING UNFORESEEN CONDITIONS, PRIOR TO STARTING WORK.

WRITTEN INFORMATION TAKES PRECEDENT OVER DRAWING LINES. BRING CONFLICTS BETWEEN WRITTEN INFORMATION AND DRAWN LINES TO THE ATTENTION OF THE ARCHITECT/OWNER IMMEDIATELY FOR CLARIFICATION.

UNLESS NOTED OTHERWISE, CEILING HEIGHT ON FIRST FLOOR IS APPROXIMATELY +/-9'-8" AFF; SECOND FLOOR IS +/-9'-4" AFF.

GENERAL NOTES - PROJECT SIZE

EXISTING - HEATED	
FIRST	1,195 SF
SECOND	1,145 SF
THIRD/LOFT	+/- 555 SF
TOTAL	**+/- 2,895 SF**
EXISTING - UNHEATED	
FRONT PORCH	430 SF
BACK PORCH	110 SF
MECH/CRAWL SPACE	+/-1,200 SF
TOTAL	**+/- 1,740 SF**

PROPOSED - HEATED	
FIRST	1,195 SF **(+108 SF)**
SECOND	1,145 SF
THIRD/LOFT	+/- 555 SF
TOTAL	**+/- 3,003 SF**
PROPOSED - UNHEATED	
FRONT PORCH	430 SF
MECH/CRAWL SPACE	+/-1,200 SF
TOTAL	**+/- 1,630 SF**

GENERAL NOTES - DEMOLITION

MAINTAIN EXISTING STRUCTURAL WALLS, SUPPORTS AND BEAMS THROUGHOUT DEMOLITION AND CONSTRUCTION PHASE. IN CASE OF DOUBT, CONSULT WITH CONSTRUCTION MANAGER'S ENGINEER FOR ASSISTANCE.

REMOVE ALL CEILING FIXTURES, VENT ACCESSORIES, ETC. WITHIN THE EXTENT OF CONSTRUCTION LIMITS. SALVAGE ANY FIXTURES/ACCESSORIES THAT MAY STILL BE IN WORKING CONDITION AND VERIFY WITH OWNER ON RELOCATION IF NEEDED.

REMOVE/RELOCATE ANY FLOOR VENTS AS NECESSARY. COORDINATE LOCATION WITH OWNER..

REMOVE ALL KITCHEN CABINETRY/COUNTERTOPS/APPLIANCES AND SALVAGE IF NECESSARY.

DISCONNECT ALL UTILITIES PRIOR TO DEMOLITION.

NOTES:

1. DEMO PORTION OF WALL
2. REMOVE WINDOW. SALVAGE/RELOCATE IF NECESSARY. CONSULT WITH OWNER ON LOCATIONS.
3. REMOVE DOOR. SALVAGE/RELOCATE IF NECESSARY. CONSULT WITH OWNER ON POSSIBLE LOCATIONS.
4. REMOVE PLUMBING FIXTURES. SALVAGE/RELOCATE IF NECESSARY. CONSULT WITH OWNER ON POSSIBLE LOCATIONS.
5. REMOVE FLOORING AND SURROUNDING ACCESSORIES.

DEMOLITION

UNTOUCHED SPACE/ROOM

ITEMS TO BE REVIEWED BY HRC

c.Jem DESIGNS, PLLC
157 S. Lexington Ave - B2
Asheville, NC 28801
828.768.8708
cjemdesign@gmail.com
C.J E M DESIGNS

TUTHILL-HELTERMAN RESIDENCE
315 Pearson Drive
Asheville, NC 28801

EXISTING FLOOR PLAN(S)

HRC SUBMITTAL
April 22, 2026

AD100

GENERAL NOTES - EXISTING CONDITIONS

THE FOLLOWING APPLIES TO ALL DRAWINGS IN THIS PACKAGE.

ALL DIMENSIONS ARE PROVIDED FOR GENERAL REFERENCE ONLY. CONTRACTOR TO REVIEW EXISTING FIELD CONDITIONS PRIOR TO STARTING WORK AND DURING PROGRESS. ANY EXISTING CONDITIONS THAT DO NOT MATCH ARCHITECTURAL DRAWINGS ARE TO BE BROUGHT IMMEDIATELY TO THE ATTENTION OF THE ARCHITECT/OWNER AND PRIOR TO PROCEEDING WITH WORK.

CONTRACT PRICE MUST INCLUDE ALL INCIDENTAL WORK TO SUPPORT DESIGN INTENT IN PROPOSED PLANS. NOTIFY ARCHITECT/OWNER OF ANY DISCREPANCIES FOUND, EXCLUDING UNFORESEEN CONDITIONS, PRIOR TO STARTING WORK.

WRITTEN INFORMATION TAKES PRECEDENT OVER DRAWING LINES. BRING CONFLICTS BETWEEN WRITTEN INFORMATION AND DRAWN LINES TO THE ATTENTION OF THE ARCHITECT/OWNER IMMEDIATELY FOR CLARIFICATION.

UNLESS NOTED OTHERWISE, CEILING HEIGHT ON FIRST FLOOR IS APPROXIMATELY +/-9'-8" AFF; SECOND FLOOR IS +/-8'-4" AFF.

GENERAL NOTES - PROJECT SIZE

EXISTING - HEATED	
FIRST	1,195 SF
SECOND	1,145 SF
THIRD/LOFT	+/- 555 SF
TOTAL	**+/- 2,895 SF**
EXISTING - UNHEATED	
FRONT PORCH	430 SF
BACK PORCH	110 SF
MECH/CRAWL SPACE	+/-1,200 SF
TOTAL	**+/- 1,740 SF**

PROPOSED - HEATED	
FIRST	1,195 SF **(+108 SF)**
SECOND	1,145 SF
THIRD/LOFT	+/- 555 SF
TOTAL	**+/- 3,003 SF**
PROPOSED - UNHEATED	
FRONT PORCH	430 SF
MECH/CRAWL SPACE	+/-1,200 SF
TOTAL	**+/- 1,630 SF**

GENERAL NOTES - DEMOLITION

MAINTAIN EXISTING STRUCTURAL WALLS, SUPPORTS AND BEAMS THROUGHOUT DEMOLITION AND CONSTRUCTION PHASE. IN CASE OF DOUBT, CONSULT WITH CONSTRUCTION MANAGER'S ENGINEER FOR ASSISTANCE.

REMOVE ALL CEILING FIXTURES, VENT ACCESSORIES, ETC. WITHIN THE EXTENT OF CONSTRUCTION LIMITS. SALVAGE ANY FIXTURES/ACCESSORIES THAT MAY STILL BE IN WORKING CONDITION AND VERIFY WITH OWNER ON RELOCATION IF NEEDED.

REMOVE/RELOCATE ANY FLOOR VENTS AS NECESSARY. COORDINATE LOCATION WITH OWNER..

REMOVE ALL KITCHEN CABINETRY/COUNTERTOPS/APPLIANCES AND SALVAGE IF NECESSARY.

DISCONNECT ALL UTILITIES PRIOR TO DEMOLITION.

NOTES:

1. DEMO PORTION OF WALL

2. REMOVE WINDOW. SALVAGE/RELOCATE IF NECESSARY. CONSULT WITH OWNER ON LOCATIONS.

3. REMOVE DOOR. SALVAGE/RELOCATE IF NECESSARY. CONSULT WITH OWNER ON POSSIBLE LOCATIONS.

4. REMOVE PLUMBING FIXTURES. SALVAGE/RELOCATE IF NECESSARY. CONSULT WITH OWNER ON POSSIBLE LOCATIONS.

5. REMOVE FLOORING AND SURROUNDING ACCESSORIES.

DEMOLITION

UNTOUCHED SPACE/ROOM

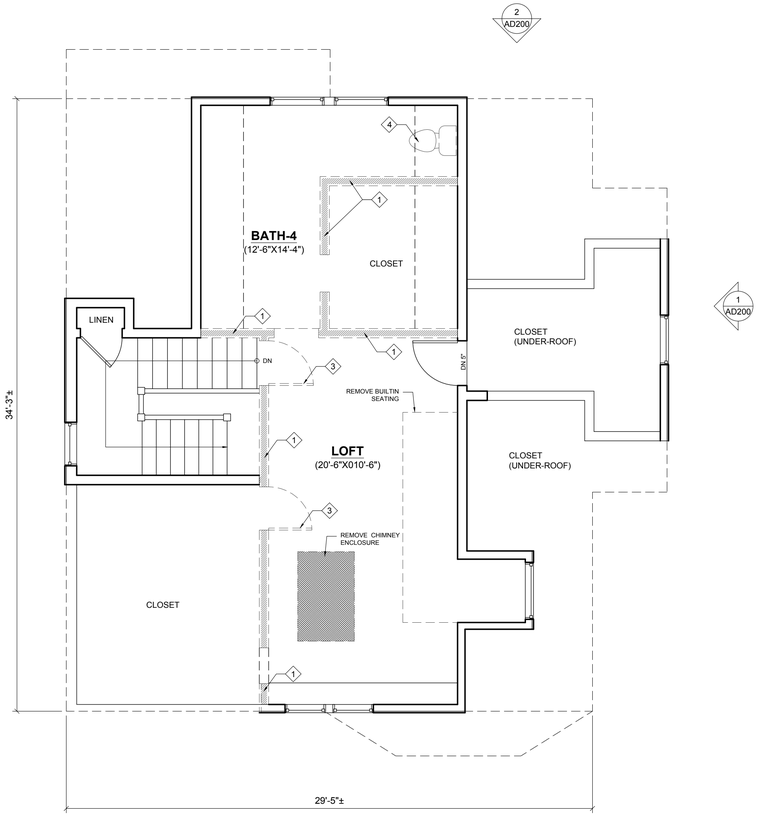

1| THIRD FLOOR/LOFT PLAN

¼"=1'-0"

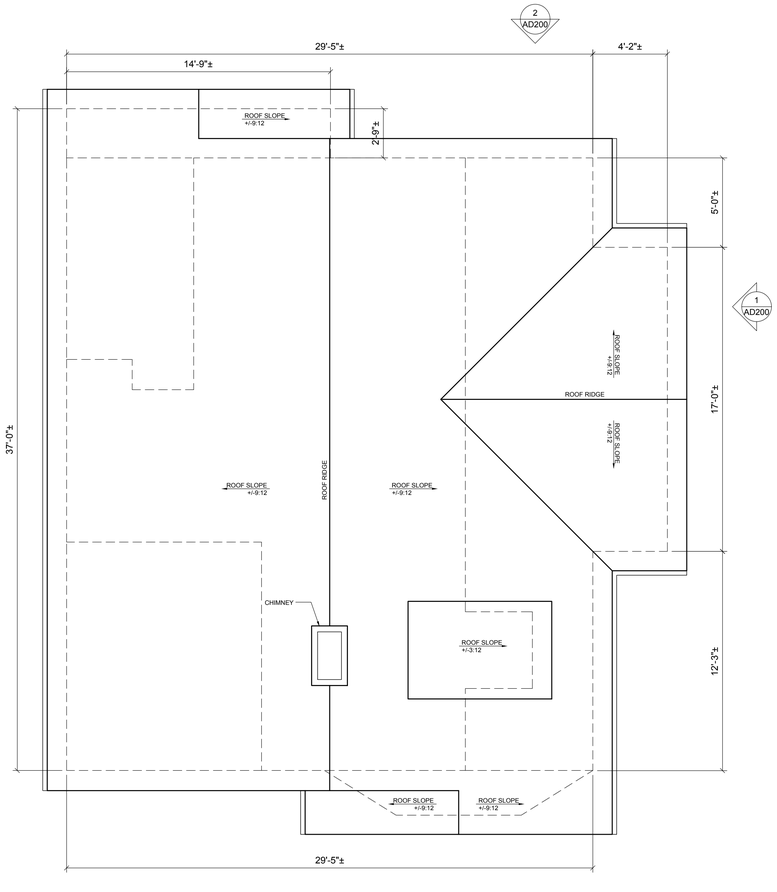

2| ROOF PLAN

¼"=1'-0"

c-Jem DESIGNS, PLLC
157 S. Lexington Ave - B2
Asheville, NC 28801
828.768.8708
cjemdesign@gmail.com
C. J E M DESIGNS

TUTHILL-HELTERMAN RESIDENCE
315 Pearson Drive
Asheville, NC 28801

EXISTING FLOOR PLAN(S)

HRC SUBMITTAL
April 22, 2026

AD101

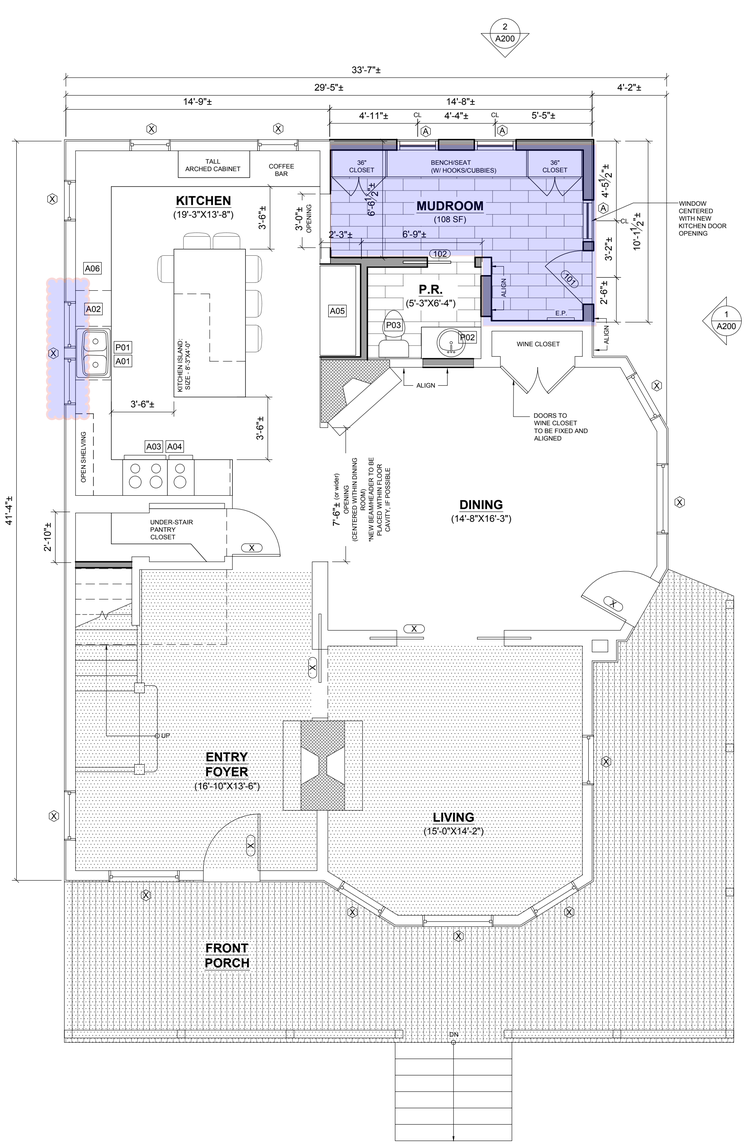

1| FIRST FLOOR PLAN

¼"=1'-0"

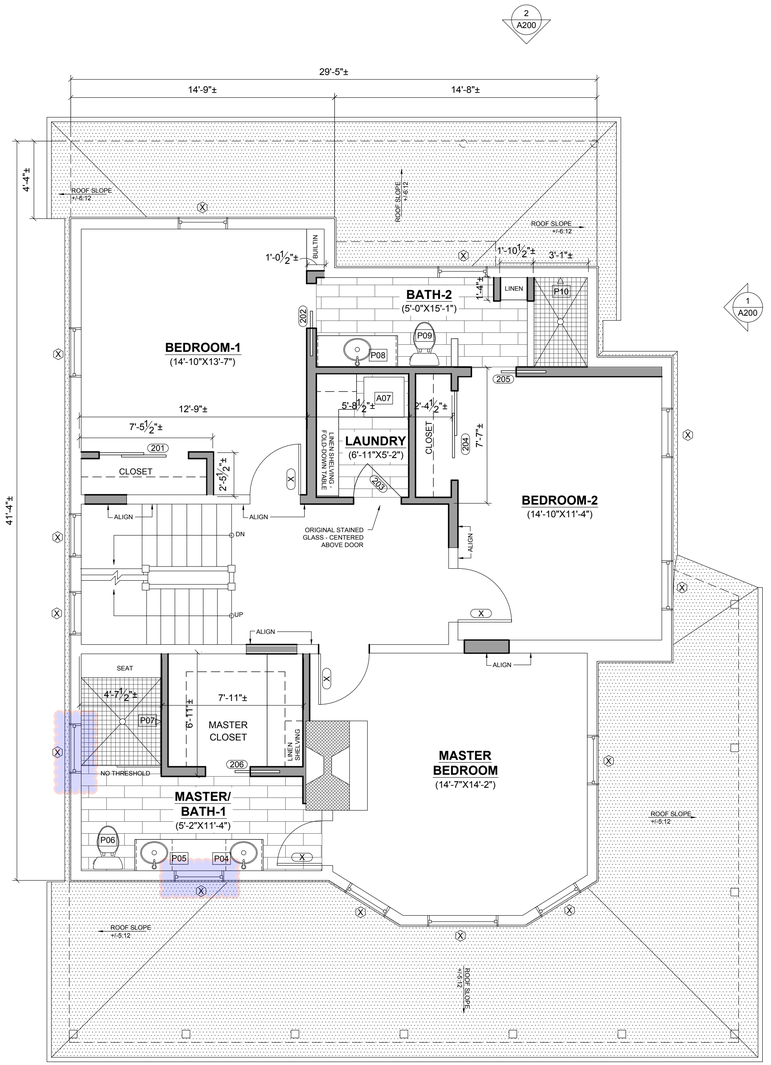

2| SECOND FLOOR PLAN

¼"=1'-0"

GENERAL NOTES - PROPOSED

THE FOLLOWING APPLIES TO ALL DRAWINGS IN THIS SET

CONTRACTOR TO REVIEW EXISTING FIELD CONDITIONS PRIOR TO WORK START AND DURING PROGRESS. CONTRACTOR TO BRING ANY CONDITIONS THAT DO NOT MATCH DRAWING CONDITIONS IMMEDIATELY TO THE ATTENTION OF THE ARCHITECT/OWNER AND PRIOR TO PROCEEDING W/ WORK

WRITTEN INFORMATION TAKES PRECEDENT OVER DRAWING LINES. BRING CONFLICTS BETWEEN WRITTEN INFORMATION AND DRAWN LINES TO THE ATTENTION OF THE ARCHITECT IMMEDIATELY.

EXTERIOR AND INTERIOR DIMENSIONS MEASURED FROM OUTSIDE FACE OF STUD AND/OR OUTSIDE FACE OF MASONRY, UNLESS SHOWN OTHERWISE.

REFER TO SHEET XXX FOR DOOR, WINDOW, PLUMBING AND APPLIANCE SCHEDULES.

ALL NEW INTERIOR WALLS TO BE 2X4 WOOD STUDS @ 16" O.C. W/ ½" GWB (BOTH SIDES) UNLESS SHOWN OTHERWISE.

ALL NEW WALLS THAT INTERSECT EXISTING WALLS ARE TO MATCH EXISTING STUD WIDTH TO ENABLE SURFACES TO BE ALIGNED SMOOTHLY. ANY NEW EXTERIOR WALLS ON MAIN FLOOR TO HAVE MIN R-15 CAVITY INSULATION BETWEEN STUDS PER NC CODE.

NEW WALLS

SPACE(S) TO REMAIN AS-IS

ITEMS TO BE REVIEWED BY HRC

c-Jem DESIGNS, PLLC
157 S. Lexington Ave - B2
Asheville, NC 28801
828.768.8708
cjemdesign@gmail.com

C.J E M DESIGNS

TUTHILL-HELTERMAN RESIDENCE

315 Pearson Drive
Asheville, NC 28801

PROPOSED FLOOR PLAN(S)

HRC SUBMITTAL
April 22, 2026

A100

GENERAL NOTES - PROPOSED

THE FOLLOWING APPLIES TO ALL DRAWINGS IN THIS SET

CONTRACTOR TO REVIEW EXISTING FIELD CONDITIONS PRIOR TO WORK START AND DURING PROGRESS. CONTRACTOR TO BRING ANY CONDITIONS THAT DO NOT MATCH DRAWING CONDITIONS IMMEDIATELY TO THE ATTENTION OF THE ARCHITECT/OWNER AND PRIOR TO PROCEEDING W/ WORK

WRITTEN INFORMATION TAKES PRECEDENT OVER DRAWING LINES. BRING CONFLICTS BETWEEN WRITTEN INFORMATION AND DRAWN LINES TO THE ATTENTION OF THE ARCHITECT IMMEDIATELY.

EXTERIOR AND INTERIOR DIMENSIONS MEASURED FROM OUTSIDE FACE OF STUD AND/OR OUTSIDE FACE OF MASONRY, UNLESS SHOWN OTHERWISE.

REFER TO SHEET XXX FOR DOOR, WINDOW, PLUMBING AND APPLIANCE SCHEDULES.

ALL NEW INTERIOR WALLS TO BE 2X4 WOOD STUDS @ 16" O.C. W/ ½" GWB (BOTH SIDES) UNLESS SHOWN OTHERWISE.

ALL NEW WALLS THAT INTERSECT EXISTING WALLS ARE TO MATCH EXISTING STUD WIDTH TO ENABLE SURFACES TO BE ALIGNED SMOOTHLY. ANY NEW EXTERIOR WALLS ON MAIN FLOOR TO HAVE MIN R-15 CAVITY INSULATION BETWEEN STUDS PER NC CODE.

NEW WALLS

SPACE(S) TO REMAIN AS-IS

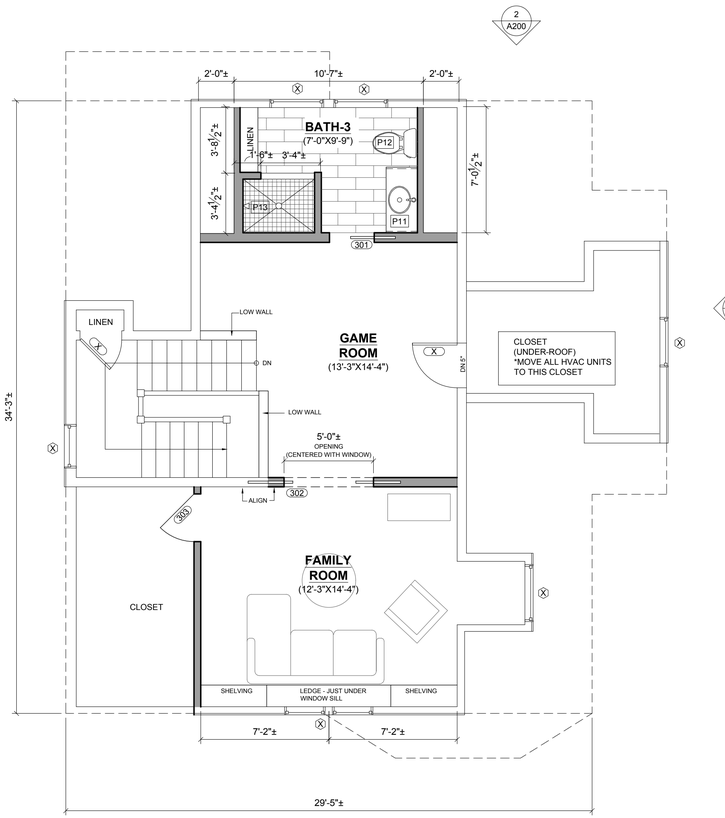

1| THIRD FLOOR/LOFT PLAN

¼"=1'-0"

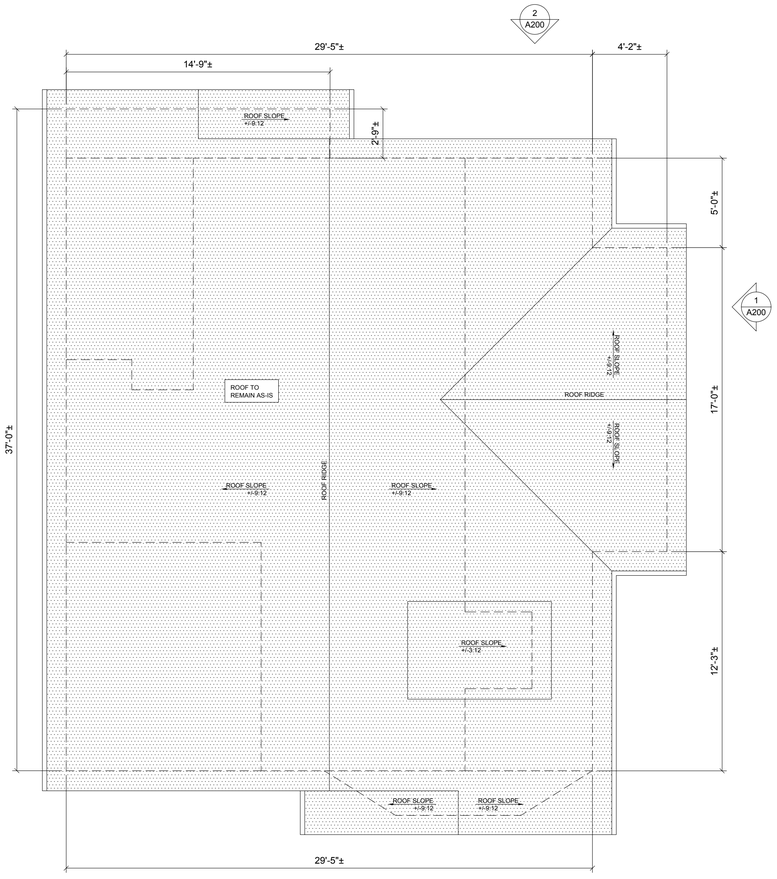

2| ROOF PLAN

¼"=1'-0"

c-Jem DESIGNS, PLLC
157 S. Lexington Ave - B2
Asheville, NC. 28801
828.768.8708
cjemdesign@gmail.com
C. J E M DESIGNS

TUTHILL-HELTERMAN RESIDENCE

315 Pearson Drive
Asheville, NC 28801

PROPOSED FLOOR PLAN(S)

HRC SUBMITTAL
April 22, 2026

A101