BOARD OF COMMISSIONERS

200 College Street, Room 326
Asheville, NC

November 17, 2026 – 5:00 PM

WORKING AGENDA

Public Comment is taken at the beginning of the meeting.

CALL TO ORDER

CONSENT

1. Approval of the November 5, 2026, Combined Meeting Minutes
2. Budget Amendment to Accept Donations for Foster Care Wishlist
3. Budget Amendment to Recognize Donations Received by the Sheriff's Office

PUBLIC COMMENT

GOOD NEWS

1. Elevate Buncombe: Guide Award Winners for October 2026

MANAGER'S REPORT

PRESENTATIONS

1. FY26 4th Quarter Financial Update
2. Proclamation Honoring Commissioner Martin Moore
3. Proclamation Honoring Commissioner Drew Ball

PUBLIC HEARINGS

OLD NEWS

NEW BUSINESS

1. COVID Recovery Funding Reallocation
2. Approval of the Buncombe County Legislative Agenda, 2026-2027 Biennium of the North Carolina General Assembly

BOARD APPOINTMENTS

1. Board Appointments for November 17, 2026

BOARD UPDATES

ANNOUNCEMENTS

CLOSED SESSION

[MEET_FOOT]

MINUTES OF THE BUNCOMBE COUNTY BOARD OF COMMISSIONERS'

BRIEFING MEETING OF NOVEMBER 5, 2026.

BE IT REMEMBERED: That the Board of Commissioners met to hold a Briefing Meeting on November 5, 2026, in the Chamber at 200 College Street in downtown Asheville, North Carolina at 3:00 p.m.

Present: Chair Amanda Edwards; Vice-Chair Martin Moore, Commissioner Terri Wells, Commissioner Al Whitesides; Commissioner Jennifer Horton; Commissioner Drew Ball and Commissioner Parker Sloan.

1. **FCC Rate Discussion**

Dane Pedersen, Solid Waste Director and Lewis with FCC provided the update. Pedersen provided background about the FCC Environmental Services' franchise contract for subscription trash and recycling collection in unincorporated Buncombe County. He said that the seven-year contract began January 1, 2025, includes a one-year extension option, and provides weekly trash collection and recycling collection every other week.

FCC reported that its customer base grew from 36,676 in December 2024 to 39,766 in September 2026, an increase of 8.4%. Reported missed collections declined from 392 in August 2025 to 17 in August 2026. FCC reported recycling 4,967 tons through September 2026, 30.7% more than during the same period in 2024. The presentation also covered call center activity, cart inventory, the bear cart program, and community outreach.

He further outlined the first subscriber rate adjustment under the contract, proposed for January 1, 2027. The Garbage and Trash Collection Consumer Price Index increased 5.23% from September 2025 to September 2026. Applying the contract's 5% annual cap, the proposed monthly rate would increase from $28.65 to $30.08 per household, a difference of $1.43. The County reviews and approves the CPI data submitted by FCC, and FCC plans to notify customers through their regular billing channel. Pedersen emphasized that the Board will not need to take action regarding the rate, which has already been negotiated and approved as part of the established contract.

2. **WNC Rail Support and Sponsorship**

Commissioner Ball provided background information. He explained that this is a request for Buncombe County to participate as a co-convener and sponsor of a Western North Carolina passenger rail gathering planned for January 27, 2027, in Asheville. He said that the Western North Carolina Rail Committee is coordinating the event, and NCDOT Rail Division Director Jason Orthner and his team are expected to provide a project update. The City has agreed to host at the Harrah's Cherokee Center. He noted that the proposed participation would require no financial contribution from the County and that the request builds on the Board's prior support for the project, including two letters encouraging the development of passenger rail

service in Western North Carolina and a third letter supporting Governor Stein's proposed $28 million appropriation for the project.

The Board discussed and consented to participate as a sponsor and help promote the event.

3. Community Development Block Grant Reporting

Rachael Sawyer, Strategic Partnerships Director, presented the County's consolidated Community Development Block Grant report for the quarter ending September 30, 2026. The County submitted an amendment to redirect the $400,000 Neighborhood Revitalization grant from home repairs to sidewalk improvements in Swannanoa and increase the award to $719,400. No funds had been spent on that grant as of September 30. She said that the $3,502,213 Pathways to Recovery grant, which supports the expansion of Transformation Village, had expenditures of $33,475. The project received special use permit approval, and construction was delayed after procurement did not meet requirements and the project returned to the design phase. She said that staff aims to provide future reports within 30 days after each quarter ends and that future updates can be provided at the regular meeting on the consent agenda.

4. RFP Scope for Buncombe County Public Transit Plan

William High, Planning Department, presented the proposed scope for Buncombe County's Public Transportation Plan. The County plans to begin the $250,000 study in spring 2027 in partnership with the French Broad River Metropolitan Planning Organization, using $200,000 in federal funding and a $50,000 local match. The study will assess existing public transportation services and capacity in Buncombe County, excluding ART services, and consider public and partner feedback, service options such as microtransit, and funding opportunities. The plan is expected to guide public transportation over the next five to ten years. He said that the next steps include selecting a consultant and proposing a steering committee process and membership structure to the Board.

5. Legislative Agenda

Josh Hallingse, Intergovernmental Affairs and Whitney with Ward & Smith presented the draft legislative agenda for the North Carolina General Assembly's 2026–2027 biennium. The draft identified three top priorities: increasing funding for the NC Innovations Waiver program to address the County's waiting list, securing a permanent solution for the County's eligibility for supplemental teacher compensation funds (PRC 071), and seeking legislation to allow surplus state property to be used for affordable housing or economic development. He said that next steps are to approve the Legislative Agenda at the November 17 regular meeting and hold the legislative meeting at East Asheville Library on January 25. The Board discussed adding additional items and being more ambitious with requests due to the recent election results.

Closed Session

Attorney Euler read the closed session motion to discuss matters relating to the location or expansion of industries or other businesses in the area served by the Board of Commissioners, including agreement on a tentative list of economic development incentives that may be offered in negotiations, provided that any action authorizing the payment of economic development incentives will occur in open session. The statutory authority is contained in G.S. 143-318.11(a)(4).

Commissioner Horton made the motion to go into closed session for the reasons stated. The motion was seconded and approved unanimously.

MINUTES OF THE BUNCOMBE COUNTY BOARD OF COMMISSIONERS'

REGULAR MEETING OF NOVEMBER 5, 2026.

BE IT REMEMBERED: That the Board of Commissioners met to hold a Regular Meeting on November 5, 2026, in the Chamber at 200 College Street in downtown Asheville, North Carolina at 5:00 p.m.

Present: Chair Amanda Edwards; Vice-Chair Martin Moore, Commissioner Terri Wells, Commissioner Al Whitesides; Commissioner Jennifer Horton; Commissioner Drew Ball and Commissioner Parker Sloan.

The Chair opened the meeting and provided opening remarks.

CONSENT

1. Approval of the October 20, 2026, Combined Meeting Minutes

2. Approval of the September 2026 Tax Collection Report

3. Request to Waive Occupancy Tax Penalty for Honey Comb House -Ambarkaar LLC

4. Resolution and Interlocal Agreement with Land of Sky for Battery Energy Storage at Leicester Library

5. Resolution to Decline the County's Right to Purchase Surplus Real Property From the Asheville School Board

6. Budget Amendment for Affordable Housing Services Program

7. Budget Amendment for Additional Allocation of Digital Opportunities

Commissioner Moore made the motion to approve the consent agenda and agenda as presented. The motion was seconded by Commissioner Horton and approved unanimously.

PUBLIC COMMENT

None.

MANAGER'S REPORT

Manager Pinder introduced Josh Edwards the new Assistant County Manager for the County.

PRESENTATIONS

1. Native American Heritage Month Proclamation

Vice Chair Moore read the proclamation. He stated that Native American Heritage Month is a time to honor and celebrate the rich and diverse cultures of indigenous people, raise awareness about our shared history, recognize that truth must come before reconciliation, and acknowledge the important contributions that Native Americans have made to our community

and our nation. According to the Indian Bureau of Indian Affairs, each year in November, it is a time to celebrate the traditions, languages, and stories of Native American, Alaska Native, Native Hawaiian, and affiliated Island communities and ensure their rich histories and contributions continue to thrive with each passing generation.

2. Operation Green Light Proclamation

Commissioner Whitesides read the proclamation. He stated that in recognition of Operation Green Light for Veterans, Buncombe County will illuminate the Courthouse and Health and Human Services building green from November 4-11. The green lights symbolize support for veterans, gratitude for their service and sacrifice, and recognition of their ongoing contributions to our communities. Residents are encouraged to participate by displaying a green light in a window of their home or business to show that veterans are seen, appreciated, and supported.

NEW BUSINESS

1. Budget Amendments for Conservation Easement Funding

Jennifer Harrison provided background information. He explained the Conservation Easement funding to fund Buncombe Farmland Preservation Program conservation easements. She said that in FY27 Annual conservation easement funds from the Special Projects Fund for transaction costs to complete conservation easement projects:

- Battle Forest Conservation Easement - $6,000 additional transaction cost funding to finalize due diligence materials.
- Sluder Branch Farm — $62,900 for transaction costs to protect the 59 acre farm in Leicester. This project will return with a request for Open Space Bond Funds once an appraisal has been completed.

She also explained the request to allocate funding from the previously funded Agricultural Growth Zone Project in the Open Space Bond fund to these individual conservation easement projects. All of these projects have been previously approved by the Commissioners for transaction costs and this is the final easement purchase funding request now that the final appraisals have been completed.

- Brown Legacy Farm - $135,500 conservation easement acquisition funds
- Cedar Hill Farm - $230,700 conservation easement acquisition funds
- Saddlebrook Farm - $57,250 conservation easement acquisition funds

Commissioner Wells made the motion to approve two budget ordinances approving funding for the conservation easement projects. The motion was seconded by Commissioner Ball and carried unanimously.

2. Budget Amendment for Landfill Gas-to-Energy Generator Rebuild

Kristy Smith, Solid Waste Manager, provided background information. She explained that the landfill has operated a landfill gas to energy program since 2011. In Nov 2021, staff presented the BOC with a summary of the project financials and explained that the generator was approaching its end of life and would require a significant capital investment to continue the program. In October, the generator ceased to operate. The estimated replacement cost is $550K. When the generator is down, energy sales revenues are not earned; thus, timely replacement of the generator is critical to the system's financial outlook. The service life of the generator after the rebuild should add another eight years, which exceeds the current power purchase agreement that ends November 2029. Savings from the Cell 7 Engineering project, which will be closed later this year, will be repurposed to cover the cost.

Commissioner Wells made the motion to approve the budget amendment. The motion was seconded by Commisisoner Moore and approved unanimously.

3. Budget Amendment to Accept Treatment Court Enhancement Grant

John Hudson provided background information. He explained that Justice Services has been awarded $1M from the Department of Justice to enhance Treatment Court services. The grant period is from 10/01/26 - 09/30/30.

Jillian with Justice Services further explained that the Buncombe County Approaches to Supporting People in Recovery Everyday (ASPIRE) Court, Drug Treatment Court, and Veterans Treatment Court Enhancement Project will expand treatment, housing and transportation supports, and evaluation practices for adults with substance-use disorders in Buncombe County. Enhancements include continuation of an in-house clinician to deliver individualized treatment and assessment-driven case plans, expanding access to transitional housing and transportation, strengthening drug testing capacity, and providing regular staff training and program evaluation. She stated that the project will also improve data collection, monitoring, and referral tracking. The expected outcomes include increased treatment engagement, reduced substance use, improved program completion, reduced recidivism, and strengthened long-term recovery.

Commissioner Moore made the motion to approve the budget amendment; 2. Accept the grant; and 3. Authorize the County Manager to execute the grant agreement and other necessary grant documents. The motion was seconded and approved unanimously.

4. Resolution to Approve Design Services Contract for Tower Road Repairs

Ronald Lunsford, General Servcies, provided background information. He explained that eight access roads to Buncombe County communication tower sites were damaged by rainfall from Tropical Storm Helene. The damaged sites are:

- Broad River
- High Top
- Swannanoa
- Barnardsville
- Elk Mountain
- Seven Glens
- Avery's Creek
- Upper Hominy

Lunsford further explained that temporary repairs were made by the General Services team to keep access to the sites, but a larger project is needed to fully repair and implement mitigation efforts to prevent future damage. These sites were evaluated by the Federal Emergency Management Agency (FEMA) and a scope of work was generated. To progress the project, engineering and design services are needed.

Per General Statute, General Services released a request for qualifications to solicit firms interested in providing engineering and design services. Four statements of qualification were received and scored by a committee based on those statements. Of the four, Mattern and Craig Inc. scored the highest. After negotiations, their fee is $199,800, which is in line with the expectations for this project. This will be funded by already established budgets within General Services and no new funds are needed at this time.

Commissioner Wells made the motion to approve the design services agreement with Mattern and Craig through the associated resolution. Motion was seconded by Commissioner Moore and carried unanimously.

BOARD APPOINTMENTS

Agricultural Advisory Board for Farmland Preservation- Commissioner Wells made the motion to appoint Vanessa Campell. Motion was seconded by Commissioner Whitesides and carried unanimously.

Community Transportation Advisory Board – Commissioner Whitesides made the motion to appoint Joanne Baker. The motion was seconded by Commissioner Wells and carried 6-1 with Ball voting nay.

CLOSED SESSION

Attorney Euler read the motion to go into closed session to consult with an attorney employed or retained by the public body in order to preserve the attorney-client privilege between the attorney and the public body, which privilege is hereby acknowledged to consider and give instructions concerning the handling of a lawsuit in Federal District Court, Western

District of North Carolina Buncombe County vs. HCA Management Services, LP et al, 1:24-cv-00227-MR. There will be no formal action taken at this time. The statutory authority is contained in G.S. 143-318.11(a)(3).

Commissioner Ball motioned to go into closed sessionf or the reason provided. The motion was seconded by Commissioner Sloan and carried unanimously.

Meeting went into closed session at 5:39 pm.

Buncombe County Board of Commissioners

Request for Board Action

Meeting Date: November 17, 2026

CONSENT

Department: Health and Human Services **Presenter(s):** John Hudson, Budget Director

Contact: David Sweat, Health and Human Services Department Director
Rebecca Smith

Subject: Budget Amendment to Accept Donations for Foster Care Wishlist

Brief Summary:

Helping At Risk Kids, Inc. (HARK) donated $22,919 to the Foster Care department for the Holiday Gifting Program. Funds are intended for purchasing gifts for children, youth and young adults in Buncombe County's foster care system this holiday season.

Recommended Motion & Requested Action:

Approve Budget Amendment

Attachments:

1. 26.11.17 Fund 327 FY27 (HARK) Foster Care Donation

ORDINANCE # _____

BUNCOMBE COUNTY, NORTH CAROLINA

Grant Projects Ordinance

BOARD MEETING DATE: November 17, 2026

WHEREAS, the Budget Director recommends and the Board now desires to amend the FY2026-2027 Grants Projects outlined below in Exhibit "A" to the budget,

NOW THEREFORE,

BE IT ORDAINED by the Board of Commissioners for the County of Buncombe as follows:

1. That the FY2026-2027 amendments listed in Exhibit A below be hereby adopted.
2. That this ordinance shall be effective upon adoption.

ADOPTED this 17th day of November, 2026

Granting Agency:	Health and Human Services
Grant Name:	Foster Care Donation

Description: Helping At Risk Kids, Inc. (HARK) Donated $22,919 to the Social Work Foster Care division for the Holiday Gifting Program. Funds are intended for purchasing gifts for children, youth and young adults in Buncombe County's foster care system this holiday season.

Funding Source: Helping At Risk Kids (HARK) Donation

.

CFDA Listing:

Exhibit A:	**Increase (Decrease)**	
Account Description	**Revenues**	**Expenditures**
FY27 Foster Care Donation	$ 22,919	$ 22,919
TOTAL	$ 22,919	$ 22,919

ATTEST:

Clerk to the Board

BOARD OF COMMISSIONERS FOR THE COUNTY OF BUNCOMBE:

By: _____

Chair of the Board

Buncombe County Board of Commissioners

Request for Board Action

Meeting Date: November 17, 2026

CONSENT

Department: Sheriffs Office

Presenter(s): John Hudson, Budget Director

Contact: Michele Robinson, BCSO Business Administrator

Subject: Budget Amendment to Recognize Donations Received by the Sheriff's Office

Brief Summary:

The Sheriff's Office receives various donations throughout the year, this amendment realizes those revenues and budgets these funds for appropriate purchases.
Donations for Specific uses include:
$18,500 for K9 replacement for deceased K9,
$20,037 for SRO activities for SRO specific programs, back to school & OnTrack,
$5000 for December Shop with A Cop event,
$5058 training sponsorships to two officers,
$9880 for employee needs after Helene,
$32,289 funds received for unspecified uses.

Recommended Motion & Requested Action:

Approve Budget Amendment

Attachments:

1. Budget Ordinance

ORDINANCE # _____

BUNCOMBE COUNTY, NORTH CAROLINA

Grant Projects Ordinance

BOARD MEETING DATE: November 17, 2026

WHEREAS, the Budget Director recommends and the Board now desires to amend the FY2026-2027 Grants Projects outlined below in Exhibit "A" to the budget,

NOW THEREFORE,

BE IT ORDAINED by the Board of Commissioners for the County of Buncombe as follows:

1. That the FY2026-2027 amendments listed in Exhibit A below be hereby adopted.
2. That this ordinance shall be effective upon adoption.

ADOPTED this 17th day of November, 2026

Granting Agency:	Donations
Grant Name:	Sheriff's Grants/Contributions

Description:

The Sheriff's Office receives various donations throughout the year, this amendment realizes $90,764 of those revenues and budgets them for appropriate purchases.

Funding Source:	Donations
Award ID:	N/A
CFDA Listing:	N/A

Exhibit A:	**Increase (Decrease)**	
Account Description	**Revenues**	**Expenditures**
Sheriff's Grants/Contributions	$ 90,764	$ 90,764
TOTAL	$ 90,764	$ 90,764

ATTEST:

Clerk to the Board

BOARD OF COMMISSIONERS FOR THE COUNTY OF BUNCOMBE:

By: _____

Chair of the Board

Buncombe County Board of Commissioners

Request for Board Action

Meeting Date: November 17, 2026

GOOD NEWS

Department: Human Resources

Presenter(s): Rocio Borghini, Employee Engagement Manager

Contact: Rocio Borghini, Employee Engagement Manager

Subject: Elevate Buncombe: Guide Award Winners for October 2026

Brief Summary:

Rocio Borghini, Employee Engagement Manager will provide a summary of the County's employee recognition program, Elevate Buncombe and acknowledge the eight (8) Guide Award Winners for the October 2026 award period. Some winners will be in attendance to take a group photo after the announcement. Winners included the following County staff members: Mitchell Alberts, Harm Reduction Program Manager; Jami Garrett, Administrative Coordinator in General Services; Albert Hernandez, Community Services Consultant, Makayla Lechnowskyj, Community Paramedicine; Amy Lumpkins, Income Maintenance Supervisor II; Cheryl Middleton, Library Branch Manager; Heather Parkinson, Strategic Planning & Analysis Manager; and Elliott Suess, Revenue Specialist.

Recommended Motion & Requested Action:

No action requested.

Attachments:

1. BOC_Announcement 11-17-26

Elevate Buncombe

Rocio Borghini, Employee Engagement Manager

Human Resources Department

Elevate Buncombe



Buncombe County's new employee recognition program designed to celebrate the incredible contributions our employees make every day.

Built with feedback from departments across the County, this program strengthens our commitment to living our core values: while creating more ways to highlight exceptional work throughout the year.

Featuring both quarterly awards and a distinguished annual award, the program operates on two levels:

- Quarterly ***Guide*** award
- Annual ***Summit*** award

Elevate Buncombe Criteria



These individuals demonstrate at least one of the following:

- **Customer Service**
- **Innovation**
- **Resilience**
- **Excellence in Performance**
- **Well-being Champion**
- **Community**

AND must meet the following requirements:

- Align with at least one County core value: Respect, Integrity, Collaboration, Honesty, and Equity
- Must be in good standing
- Must be nominated by a coworker or Buncombe County resident (no self-nominations)

Guide Award Selection Process



Guide Award Nominations
Nominations Received To Date**: 111**

Winners selected by the Employee Engagement Committee

- 12-member committee from various Buncombe County departments
- Voted on nominations received from July 1 – Sept 30 for October 2026 Guide Award winners
- Next Guide Award winners will be announced in January 2027

Congratulations

To Our Guide Award Winners!



Mitchell Albers
Harm Reduction Program Manager
Health & Human Services
Recognized for Customer Service, Innovation, Resilience, Excellence in Performance, Well-being Champion, Community



Jami Garrett
Administrative Coordinator
General Services
Recognized for Customer Service, Innovation, Resilience, Excellence in Performance



Albert Hernandez
Community Services Consultant
Health & Human Services
Recognized for Innovation



Makayla Lechnowskyj
Community Paramedicine
Emergency Medical Services
Recognized for Customer Service, Excellence in Performance

Congratulations

To Our Guide Award Winners!



Amy Lumpkins
Income Maintenance Supervisor II
Health & Human Services
Recognized for Customer Service, Innovation, Resilience, Excellence in Performance, Well-being Champion



Cheryl Middleton
Library Branch Manager
Libraries
Recognized for Customer Service, Innovation, Resilience, Excellence in Performance, Well-being Champion, Community



Heather Parkinson
Strategic Planning & Analysis Manager
Strategy & Innovation
Recognized for Customer Service, Innovation, Resilience, Excellence in Performance, Community



Elliott Suess
Revenue Specialist
Tax Collections
Recognized for Customer Service, Innovation, Resilience, Excellence in Performance

Congratulations

To Our Guide Award Winners!

Scan the QR code below
to nominate a
Buncombe County employee

Buncombe County Board of Commissioners

Request for Board Action

Meeting Date: November 17, 2026

PRESENTATIONS

Department: Finance

Presenter(s): Melissa Moore, Finance Director

Contact: Melissa Moore, Finance Director

Subject: FY26 4th Quarter Financial Update

Brief Summary:

The staff will present the Board with a comprehensive update on the financial performance for the fourth quarter of fiscal year 2026.

Recommended Motion & Requested Action:

No action is required.

Attachments:

1. Presentation
2. FY26 Q4 Quarterly Report

Buncombe County
FY2026 4th Quarter Financial Report

Presented by

Melissa Moore

FY2026 4th Quarter Items for Review

- ✓ General Fund Budget to Actual Summary
- ✓ Fund Balance Analysis
- ✓ Solid Waste Fund- Enterprise Fund
- ✓ County Capital Projects
- ✓ Debt Summary
- ✓ Investment Overview
- ✓ Procurement Summary

FY2026 General Fund Budget to Actual Revenue by Type

(in millions)

Q4 = 100% of the fiscal year

*Amended Budget = $450.6M
YTD Actual = $465.2M
PY YTD Actual = $466.2M

103.2% of budget

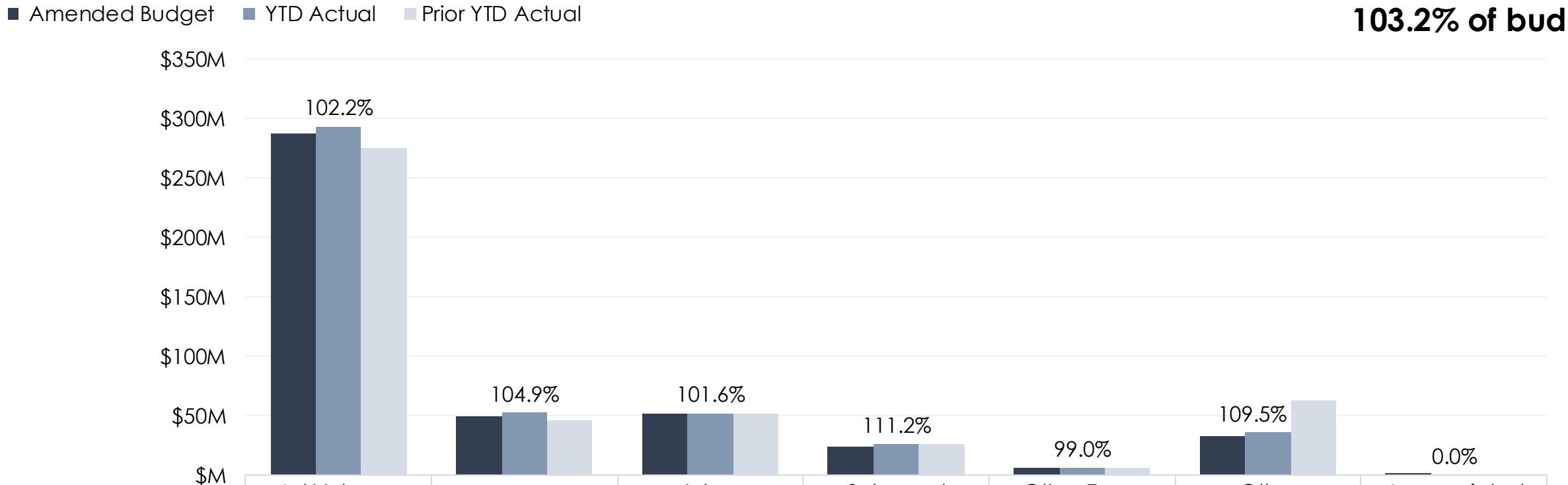

	Ad Valorem Taxes	Sales Tax	Inter-Governmental	Sales and Services	Other Taxes and Licenses	Other Revenue	Appropriated Fund Balance
Amended Budget	$287.1M	$49.6M	$50.9M	$23.4M	$6.2M	$32.7M	$0.6M
YTD Actual	$293.4M	$52.1M	$51.8M	$26.0M	$6.1M	$35.8M	$0.0M
Prior YTD Actual	$274.7M	$45.4M	$52.0M	$25.6M	$5.8M	$62.7M	$0.0M

*Includes Appropriated Fund Balance of $633,756

FY2026 General Fund Budget to Actual Expenditure by Function

(in millions)

Q4 = 100% of the fiscal year

*Amended Budget = $450.6M
YTD Actual = $445.0M
PY YTD Actual = $464.5M

98.8% of budget

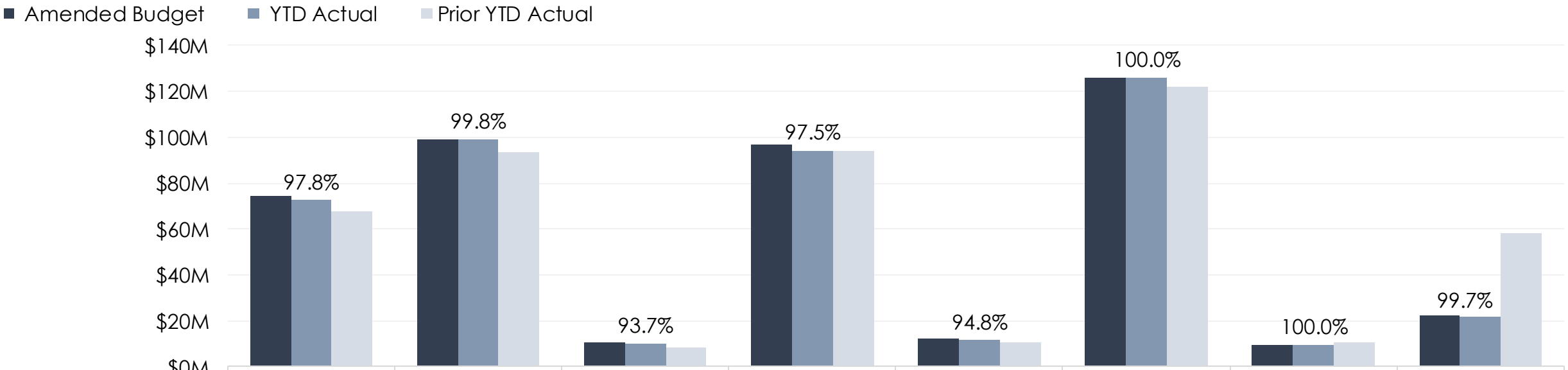

	General Government	Public Safety	Economic & Physical Development	Human Services	Cultural and Recreational	Education	Other Financing Sources and Uses	Debt
Amended Budget	$74.2M	$99.2M	$10.8M	$96.7M	$12.1M	$125.9M	$9.6M	$22.1M
YTD Actual	$72.5M	$99.0M	$10.1M	$94.3M	$11.5M	$125.9M	$9.6M	$22.0M
Prior YTD Actual	$67.8M	$93.4M	$8.5M	$93.8M	$10.8M	$121.9M	$10.4M	$58.0M

* Percentage labels represent actual expenditures as a percent of budget

FY2026 General Fund Budget to Actual Expenditure by Category

(in millions)

Q4 = 100% of the fiscal year

*Amended Budget = $450.6M
YTD Actual = $445.0M
PY YTD Actual = $464.5M

98.8% of budget

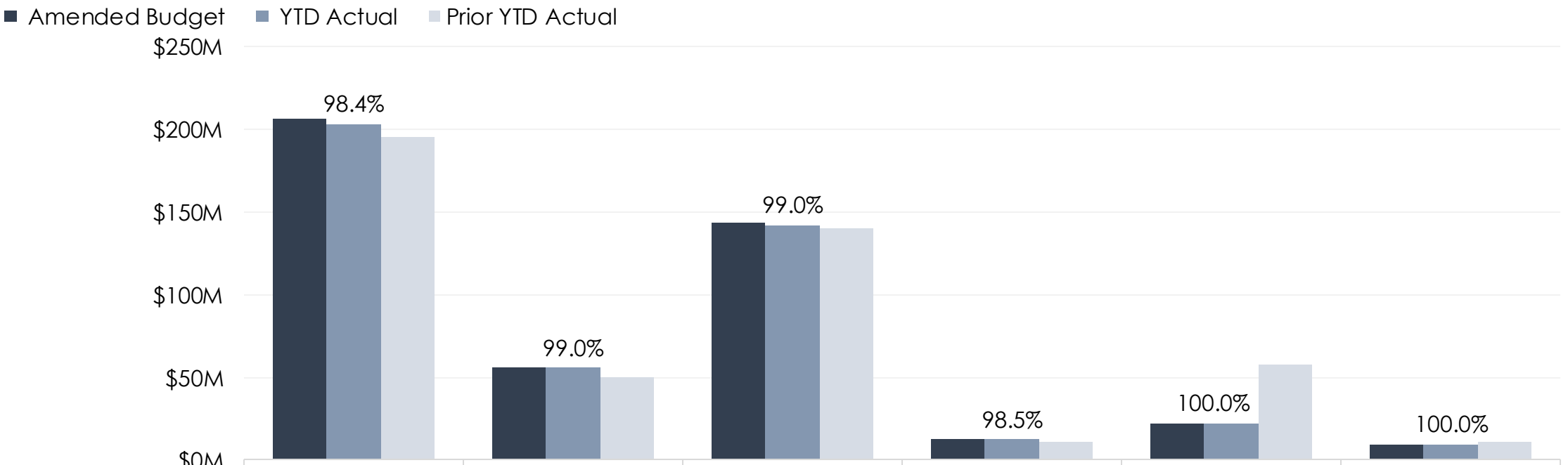

	Salaries And Benefits	Operating Expenditures	Program Support	Capital Outlay	Debt Service	Transfers And Other Financing
Amended Budget	$206.5M	$56.2M	$143.5M	$12.5M	$22.3M	$9.6M
YTD Actual	$203.1M	$55.6M	$142.1M	$12.3M	$22.3M	$9.6M
Prior YTD Actual	$195.3M	$49.6M	$140.2M	$10.7M	$58.0M	$10.7M

* Percentage labels represent actual expenditures as a percent of budget

FY2026 General Fund Balance

Fund Balance Policy Metrics

Required Reserve Levels

Minimum:15%

Target: 20%

Measures Available Fund Balance to General Fund Expenditures.

Fund Balance Allocation

Threshold: 20%

Determines how much Unassigned Fund Balance should be Committed to Capital Fund or Pre-paid Debt.

Fund Balance by Category

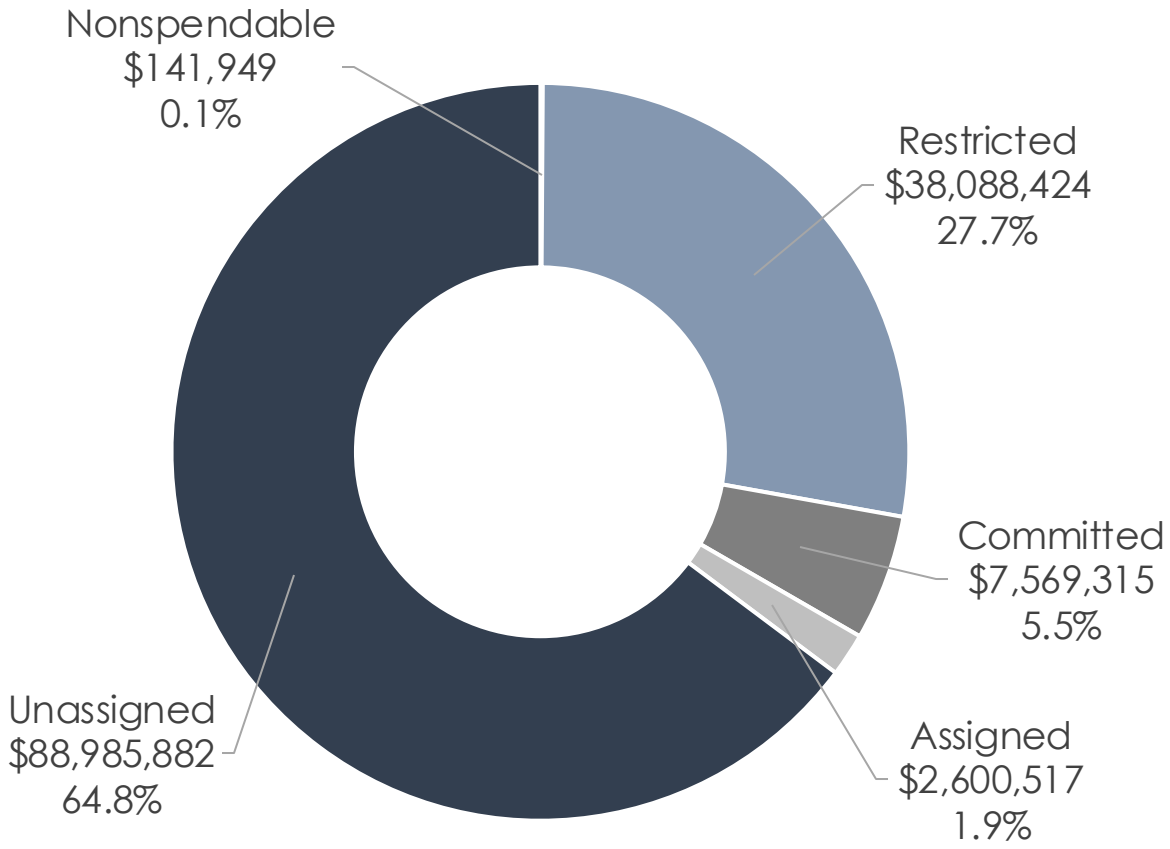

FY2026 General Fund Balance Policy Requirements

Fund Balance Allocation

Fund Balance Component	Details	FY26 Totals
Total Fund Balance		**$137,386,087**
Restricted	Funds that must be used for specific purposes due to legal requirements or external restrictions	- $38,088,424
Total Available Fund Balance	Includes committed, assigned and unassigned: 22.3% to General Fund Exp.	**$99,155,714**
Assigned	Funds budgeted and assigned by the Board of Commissioners to the next fiscal year (Appropriated Fund Balance).	-$2,600,517
Unassigned Fund Balance	Amount of funds not currently designated for other purposes or restricted.	$96,555,197
Total General Fund Expenditures	Per policy, any unreserved or undesignated fund balance exceeding 20% of General Fund expenditures must be transferred to County Capital.	÷ $445,006,503
% of Unreserved Fund Balance	Amount of funds more than policy that are transferred to County Capital.	**21.7%**
Committed	Per policy, any unreserved or undesignated fund balance exceeding 20% of General Fund expenditures must be transferred to County Capital.	$7,569,315
Unassigned	The remaining total unassigned Fund Balance minus the amount committed to capital	$88,985,882

FY2026 Solid Waste Fund Budget to Actual Revenue by Type

(in millions)

Q4 = 100% of the fiscal year

*Amended Budget = $18.4M (includes $4.9M in appropriated fund balance)
YTD Actual = $14.9M
PY YTD Actual = $16.5M

81.1% of budget

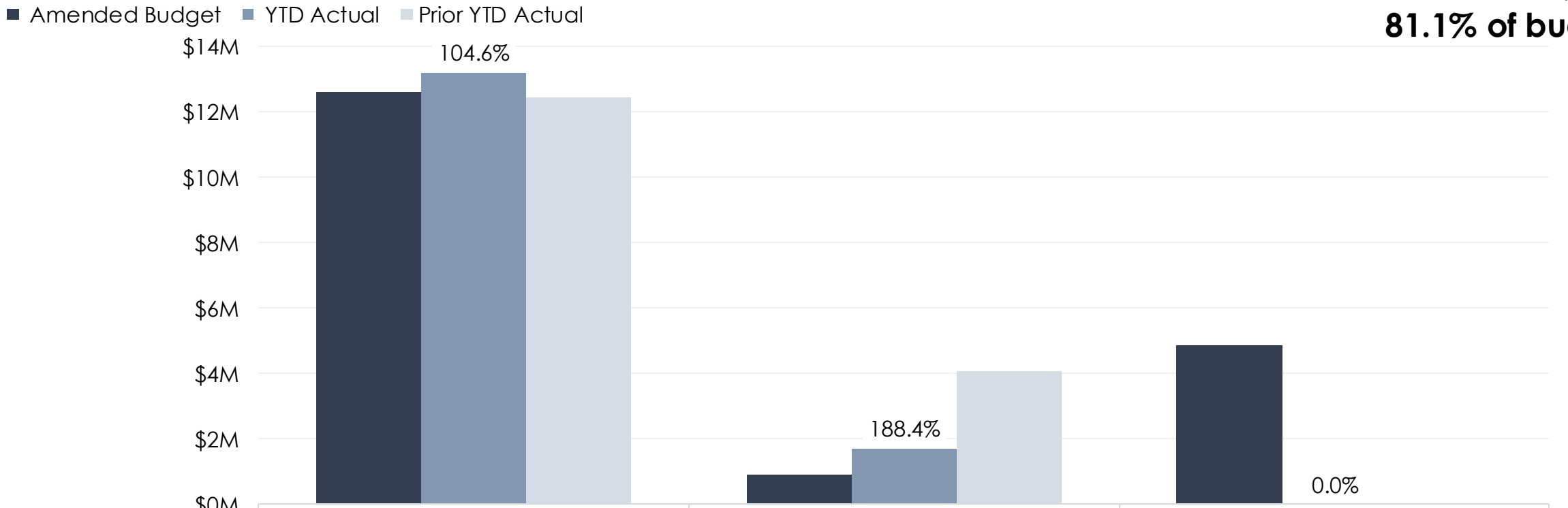

	Sales and Services	Other Revenue	Appropriated Fund Balance
Amended Budget	$12.6M	$0.9M	$4.9M
YTD Actual	$13.2M	$1.7M	$0.0M
Prior YTD Actual	$12.5M	$4.1M	$0.0M

* Percentage labels represent actual revenues as a percent of budget

FY2026 Solid Waste Fund Budget to Actual Expenditure by Category

(in millions)

Q4 = 100% of the fiscal year

*Amended Budget = $18.4M
YTD Actual = $16.6M
PY YTD Actual = $15.1M

90.3% of budget

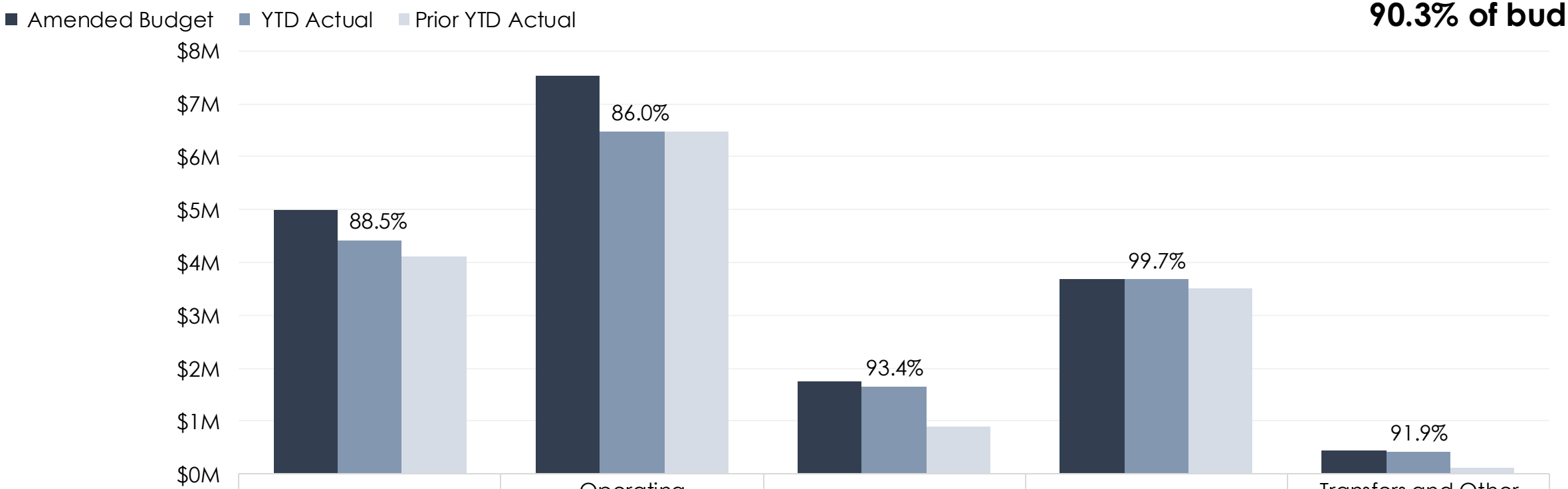

	Salaries And Benefits	Operating Expenditures	Capital Outlay	Debt Service	Transfers and Other Financing
Amended Budget	$5.0M	$7.5M	$1.8M	$3.7M	$0.5M
YTD Actual	$4.4M	$6.5M	$1.6M	$3.7M	$0.4M
Prior YTD Actual	$4.1M	$6.5M	$0.9M	$3.5M	$0.1M

* Percentage labels represent actual expenditures as a percent of budget

FY2026 County Capital Projects

(in millions)

Q4 = 100% of the fiscal year

LTD Budget = $150.3M
LTD Actuals = $83.7M
YTD Actual = $27.8M
PY YTD Actual = $55.9M

55.7% of budget

Capital Project Expenditures

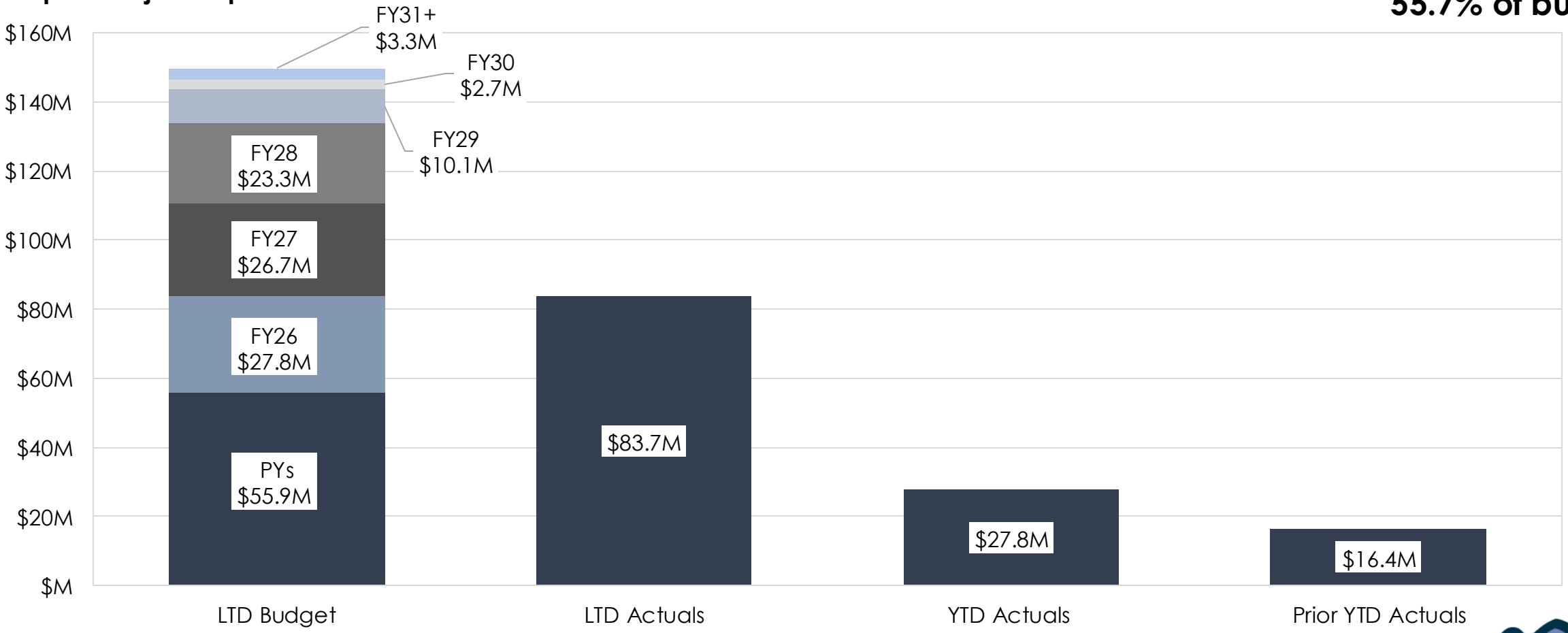

Debt Overview

Outstanding Debt by Funding Source

Total outstanding principal of all funds: **$478.8M**

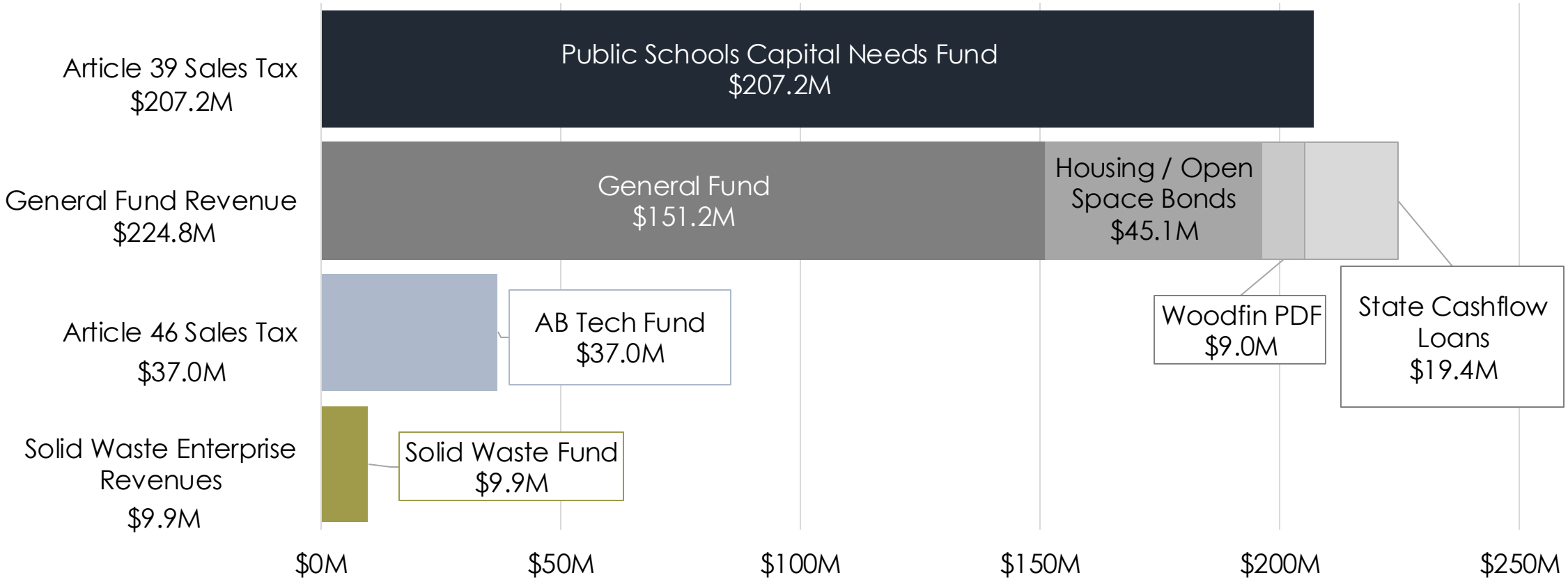

**Metrics updated annually*

Debt Overview

Policy	Current (as of ending FY2026)*	Max/Min per policy
Total direct debt to assessed valuation	0.87%	Max 3%
Direct debt payout ratio	77.01%	Minimum 55%
Total direct debt service to governmental fund expenditures	11.07%	Max 18%
Variable rate debt as a percent of net direct debt	0%	Max 15%

**Metrics updated annually*

Investment Portfolio Summary

	NCCMT	NCIP	NC Class	Cash & Other Investments	Invested Bond Proceeds	Total
Average Maturity (days)	30	52	45	237	N/A	
Average Modified Duration	N/A	N/A	N/A	0.64	N/A	
Average S&P/Moody Rating	AAAm / AAA-mf	AAAm / N/A	AAAm / N/A	Aa1/AA+	N/A	
Income Earned QTD	$0.09M	$0.70M	$0.79M	$0.87M	$0.80M	$3.25M
Income Earned YTD	$1.14M	$2.36M	$2.69M	$2.95M	$2.21M	$11.35M
Assets Under Management	$9.11M	$35.77M	$110.8M	$115.15M	$82.69M	$353.52M

Cash and Investments Overview	
Cash and investments:	$353.52M
Total investments:	$313.90M
Percentage of investments to cash:	88.8%

Investment Portfolio Summary cont.

Investment Portfolio Composition

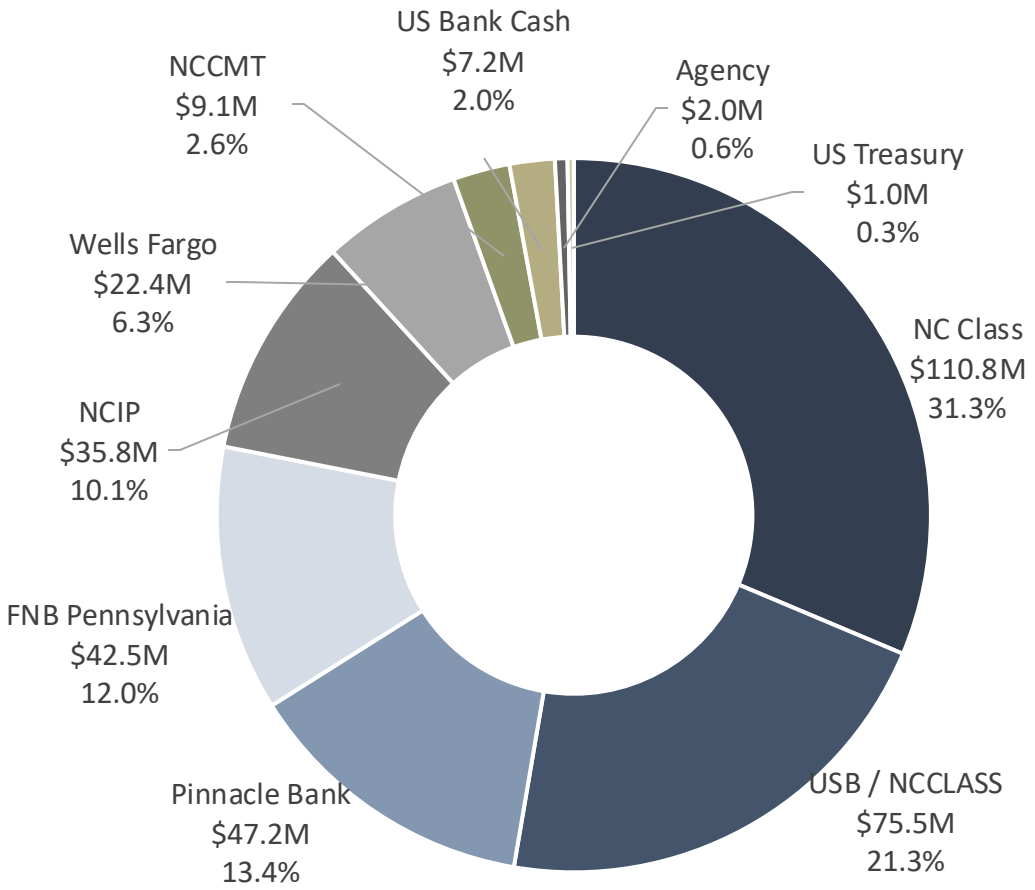

Total Rate of Return:	1 Month	3 Months	12 Months	Since Inception
Other Investments	0.30%	0.89%	3.38%	4.88%
Benchmark*	0.27%	0.60%	2.92%	2.03%
NCIP	3.73%	3.73%	3.98%	N/A
NCCMT	3.55%	N/A	3.88%	3.74%
NC Class	3.71%	N/A	4.02%	4.81%

**Intercontinental Exchange Bank of America 0-3 Yr US Treasury Index*

Procurement Summary

Function	# of POs/Contracts	POs/Contracts $
Cultural and Recreational	11	$0.1M
Debt	0	$0.0M
General Government	78	$19.3M
Health and Human Services	14	$0.1M
Public Safety	26	$0.6M
Other Funds	58	$22.9M
Total	**187**	**$43.1M**

Data represents all Purchase Orders (POs) and Supplier Contracts from 4/1/2026-6/30/2026

"Other Funds" include capital project funds, grant funds, enterprise funds and all other non-General Fund activities

Questions?

BUNCOMBE COUNTY, NORTH CAROLINA

Quarterly Financial Report
(Unaudited)

FOR THE QUARTER ENDING
June 30, 2026

BOARD OF COMMISSIONERS
Amanda Edwards, Chair
Martin Moore, Vice Chair
Drew Ball
Jennifer Horton
Parker Sloan
Terri Wells
Al Whitesides

COUNTY MANAGER
Avril Pinder

FINANCE DIRECTOR
Melissa Moore

PREPARED BY
Finance Department

Table of Contents

Executive Summary	3
General Fund Overview	5
Fund Balance Overview	9
Solid Waste Overview	11
Capital Projects Overview	12
Long-Term Debt Overview	13
Investments Overview	16
Donations	17
Appendix A – General Fund Major Revenue Sources	18
Appendix B – Net County Cost	20
Appendix C – Capital Projects List	21
Appendix D – Investments	25
Appendix E – General Fund Budget Amendments	35
Appendix F – Fund Report	36
Appendix G – General Fund by Function	37
Appendix H – Procurement Activity	38
Financial Policies	39

BUNCOMBE COUNTY
QUARTERLY FINANCIAL REPORT
Fiscal Year 2026
Quarter 4

June 30, 2026

Executive Summary

I am pleased to present Buncombe County's Quarterly Financial Report for the fiscal year ending June 30, 2026. This report provides an overview of the County's financial performance, budget utilization, capital investments, and overall fiscal position. Beyond reporting year-end results, it highlights the County's continued efforts to maintain financial stability, invest in community priorities, and preserve the flexibility needed to respond to evolving needs following Hurricane Helene.

General Fund:

- Revenue performance: General Fund revenues totaled $465.2 million, exceeding the amended budget of $450.6 million by approximately $14.6 million. Revenues were slightly below FY2025, reflecting changes in revenue sources, including nonrecurring bond refunding proceeds received in the prior year.
- Property and sales tax growth: Ad valorem tax revenue totaled $293.4 million, an increase of 6.8% over FY2025 and 63.1% of total General Fund revenue. Sales tax revenue reached $52.1 million, up 14.7% from the prior year, reflecting in part a recovery in collections affected by Hurricane Helene during FY2025.
- Expenditure management: General Fund expenditures totaled $445.0 million, or 98.8% of the amended budget, and were 4.2% below FY2025. Expenditures remained within budget while supporting County operations and ongoing priorities.
- Available fund balance and financial resilience: Available fund balance reached $99.2 million, or 22.3% of General Fund expenditures and transfers, compared with 16.7% at the end of FY2025. While maintaining reserves requires balancing financial preparedness with responsible use of taxpayer resources, adequate fund balance helps the County manage unexpected costs, revenue fluctuations, and emergency needs. Tropical Storm Helene underscored the importance of this flexibility, particularly when recovery expenses must be addressed before reimbursements are received.

Solid Waste Fund:

- Revenue performance: Solid Waste Fund revenues totaled $14.9 million, or 81.1% of the amended budget, and were 9.6% below FY2025. Sales and services revenue, including tipping fees, increased 6.0% and exceeded budget. The overall revenue decline was primarily driven by lower other revenue, as FY2025 included installment financing proceeds that did not recur at a comparable level in FY2026.
- Expenditures and equipment investment: Expenditures totaled $16.6 million, or 90.3% of budget, compared with $15.1 million in FY2025. The increase was driven primarily by capital equipment purchases, including an articulated trash compactor and a Macpactor M2 blade, along with related debt service.

Debt:

- Strategic borrowing: The County completed four debt issuances during FY2026 supporting school facilities, County capital improvements, open space preservation, and affordable housing.
- Debt position and repayment: Principal outstanding across County funds totaled $478.8 million at June 30, 2026. Approximately 82.6% of outstanding debt is scheduled to be repaid within ten years, exceeding the County's minimum policy benchmark of 55%.
- Looking ahead: Total debt service is budgeted at approximately $64.6 million across County funds for FY2027. Monitoring future debt obligations and borrowing capacity remains important as the County balances recovery needs with long-term financial flexibility.

County Capital Projects:

- Capital project activity: The County Capital Projects Fund had an amended budget of $150.3 million, with $83.7 million in life-to-date expenditures, or 55.7% of budget.
- Major investments: Capital priorities include the Emergency Operations Center, courthouse renovations and repairs, County facility improvements, and other infrastructure needs.

Investments and Cash Management:

- Investment Earnings: $11.4 million across County funds, including approximately $6.4 million allocated to the General Fund.
- Liquidity: $159.9 million in General Fund cash was invested at year-end, supporting liquidity and cash-flow needs.

Procurement:

- Fourth-Quarter Activity: 187 contracts and purchase orders totaling $43.1 million were processed across all funds, with the highest volume in General Government.

The County will continue balancing prudent reserves, responsible taxpayer stewardship, debt affordability, and strategic investments in essential services and infrastructure.

The sections that follow provide a more detailed analysis of the County's financial position as of the end of this quarter.

Melissa Moore
Finance Director

General Fund Overview

General Fund Revenues:
As of the end of the fourth quarter of FY2026, General Fund revenues total approximately 103.2% of the budgeted amount, which is 0.2% less than the revenue collected last year; however more than budgeted. Ad valorem tax continues to be the largest source of General Fund revenue, with the majority of collections occurring during the November–January property tax season. Through June, collections are at 102.2% of the budgeted amount, representing 6.8% growth compared to the prior year.

Sales tax revenue for FY26 YTD is currently 104.9% of the budgeted amount and 14.7% higher than the prior year. This was driven by both a point of sale collections growth and a growth in per-capita distributions. A significant portion of the increase reflects a recovery in September and October collections, which were particularly impacted by Hurricane Helene in the prior fiscal year. FY26 sales tax revenue exceeded budget by $2.5 million, reflecting stronger-than-anticipated collections throughout the year.

Intergovernmental revenues, which include state and federal funding, fluctuate based on expenditure levels and reimbursement timing. These revenues are currently 101.6% of the budgeted amount and 0.4% lower than the prior year. Restricted intergovernmental revenue changes were primarily driven by increased Medicaid administrative reimbursements, City of Asheville dispatcher funding, licensing fees, and FEMA reimbursements. These increases were largely offset by declines in SNAP, DSS Essential Services, and disaster assistance revenues, resulting in relatively flat year-over-year revenue. The largest year-over-year decrease in unrestricted intergovernmental revenue was in Medicaid Hold Harmless funding, which declined by approximately $2.21 million, from $2.43 million in FY25 to $218,731 in FY26. This reduction appears to reflect changes in the state's annual Hold Harmless payment calculation, as Buncombe County was not projected to receive a payment in FY26, compared with FY25.

Sales and services revenues increased 1.7% compared to the prior year and reached 111.2% of the budgeted amount. Growth was primarily driven by ambulance service revenue, managed care payments, occupancy tax collection fees, parking fees, and rental income. These increases were partially offset by declines in self-pay revenue and Medicaid cost settlements, as well as lower revenue from federal prisoner payments, licensing fees, planning fees, and other sources received in FY25 that were not recorded in FY26.

Other revenues, which include building permits and inspections, indirect cost recovery, and investment earnings, are currently 42.9% lower than the prior year. Other revenue was significantly impacted by bond proceeds recorded in FY25, totaling approximately $35.6 million, compared with approximately $592,000 in FY26. This substantial year-over-year decrease reflects the prior-year bond refunding transaction and the associated proceeds recorded as revenue, rather than a comparable recurring revenue source in FY26. Additional details are provided in the "General Fund Major Revenue Sources" section.

Q4 FY2026 Revenues

*General fund revenues budgeted, YTD actual, and prior year YTD actual**

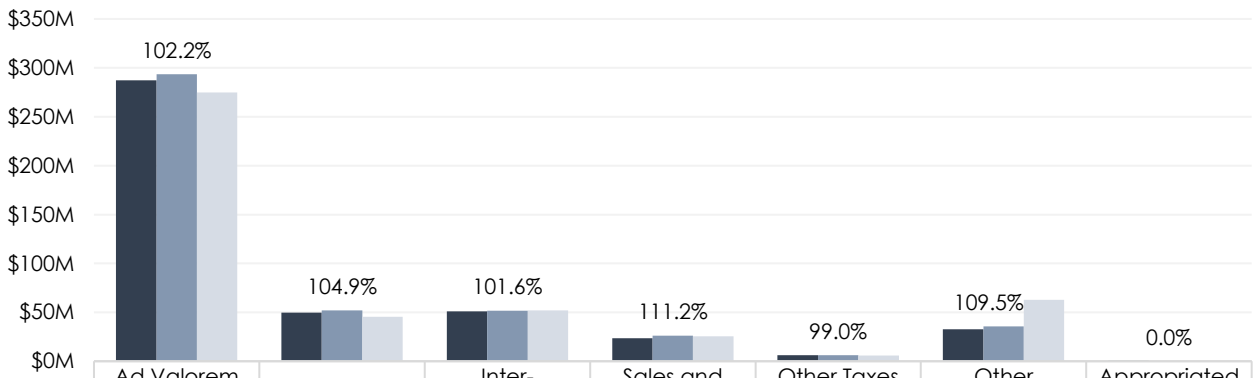

	Ad Valorem Taxes	Sales Tax	Inter-Governmental	Sales and Services	Other Taxes and Licenses	Other Revenue	Appropriated Fund Balance
Amended Budget	$287.1M	$49.6M	$50.9M	$23.4M	$6.2M	$32.7M	$0.6M
YTD Actual	$293.4M	$52.1M	$51.8M	$26.0M	$6.1M	$35.8M	$0.0M
Prior YTD Actual	$274.7M	$45.4M	$52.0M	$25.6M	$5.8M	$62.7M	$0.0M

**Percentage labels represent actual revenues as a percent of budget*

Q4 FY2026 Revenues by Type

General fund YTD actual revenues

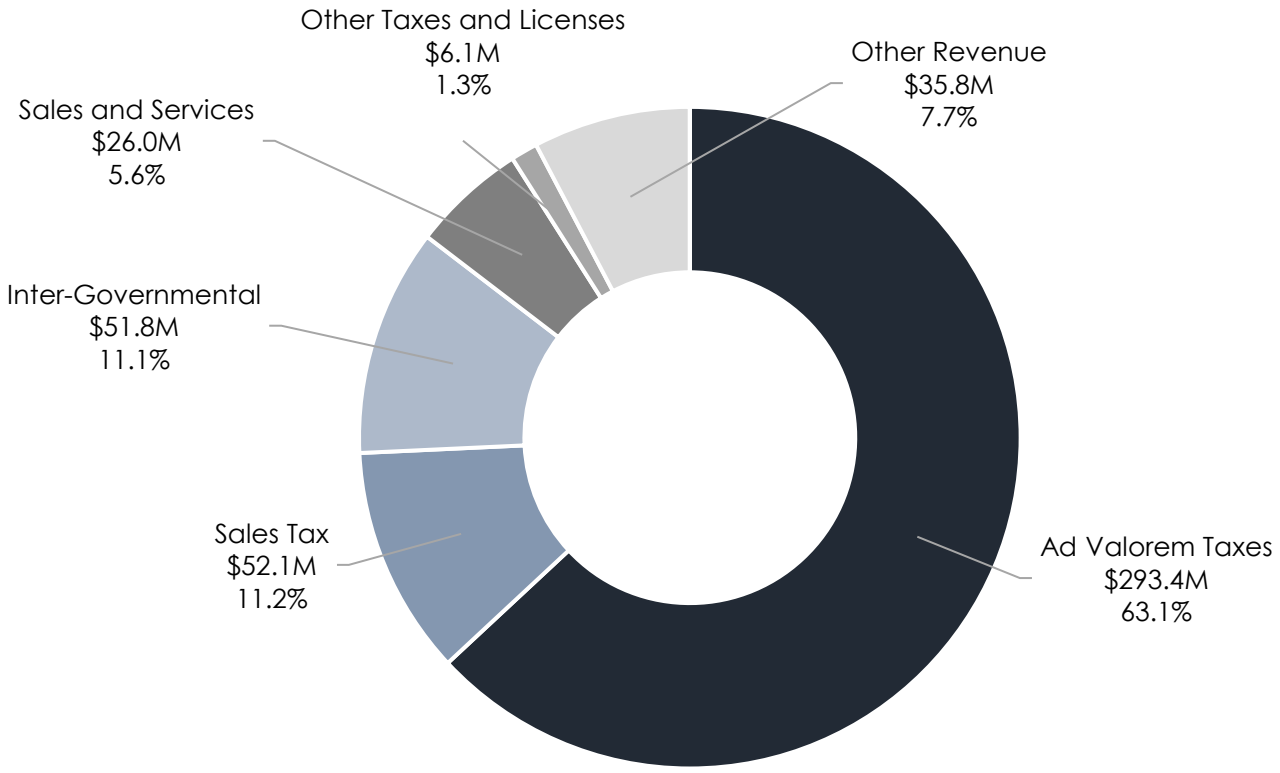

General Fund Expenditures:

As of June 30, 2026, actual expenditures totaled approximately 98.8% of the amended budget, representing a 4.2% decrease compared with the same period in FY25. Economic & Physical Development recorded the largest year-over-year increase among functional areas, rising 19.6%. This increase includes expenditures associated with the County's partnership with NCDOT to improve roadways and bridges in the Enka/Candler area.

Other Financing Sources and Uses reached 100.0% of the amended budget, reflecting planned budgetary support for Economic Development initiatives, the Reappraisal Reserve, the Transportation Fund, and the Woodfin Project Development Financing (PDF) Tax Increment Financing (TIF) district.

Capital outlay expenditures increased 15.0% compared with FY25. A part of this increase is attributable to FY26 implementation of subscription-based information technology services. Under GASB 96, qualifying subscription-based IT arrangements require recognition of a subscription asset and corresponding liability, with related governmental fund expenditures recognized upon initial asset recognition. These requirements contributed to higher reported capital outlay activity in FY26.

Salaries and benefits grew 4.0% year over year, a change generally aligned with cost-of-living adjustments (COLAs), though staffing shifts and benefit cost changes also play a role.

Debt service expenditures decreased 61.5% relative to FY25. Payments occurred in December and May; however, the year-over-year decline is primarily attributable to a one-time deposit of approximately $32.7 million with an escrow agent in FY25 in connection with the 2025 Limited Obligation Bonds (LOBs) refunding. This deposit was part of the process of retiring the refinanced bonds according to the scheduled payment timeline and did not recur at a similar scale in FY26. As a result, the decrease reflects the timing and one-time nature of the refunding transaction rather than a reduction in the County's overall debt liability.

Q4 FY2026 Expenditures by Function

*General fund expenditures budgeted, YTD actual, and prior year YTD actual**

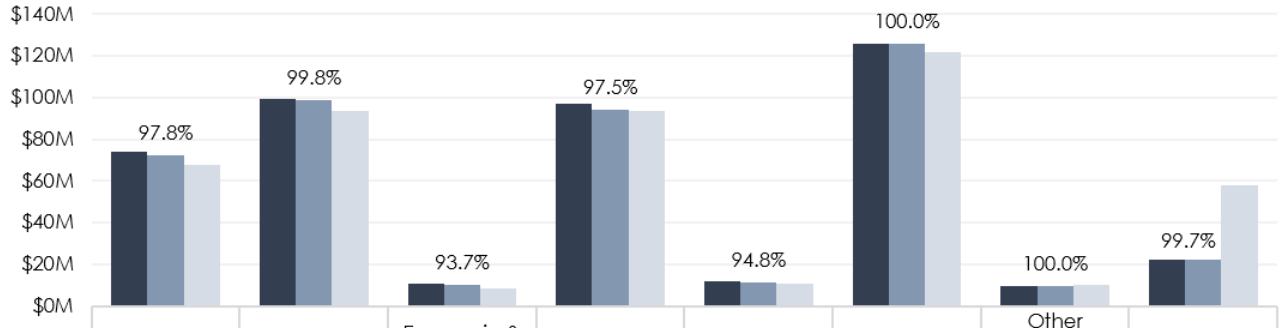

	General Government	Public Safety	Economic & Physical Development	Human Services	Cultural and Recreational	Education	Other Financing Sources and Uses	Debt
Amended Budget	$74.2M	$99.2M	$10.8M	$96.7M	$12.1M	$125.9M	$9.6M	$22.1M
YTD Actual	$72.5M	$99.0M	$10.1M	$94.3M	$11.5M	$125.9M	$9.6M	$22.0M
Prior YTD Actual	$67.8M	$93.4M	$8.5M	$93.8M	$10.8M	$121.9M	$10.4M	$58.0M

**Percentage labels represent actual expenditures as a percent of budget*

Q4 FY2026 Expenditures by Type

YTD Actual General fund expenditures by major expenditure categories

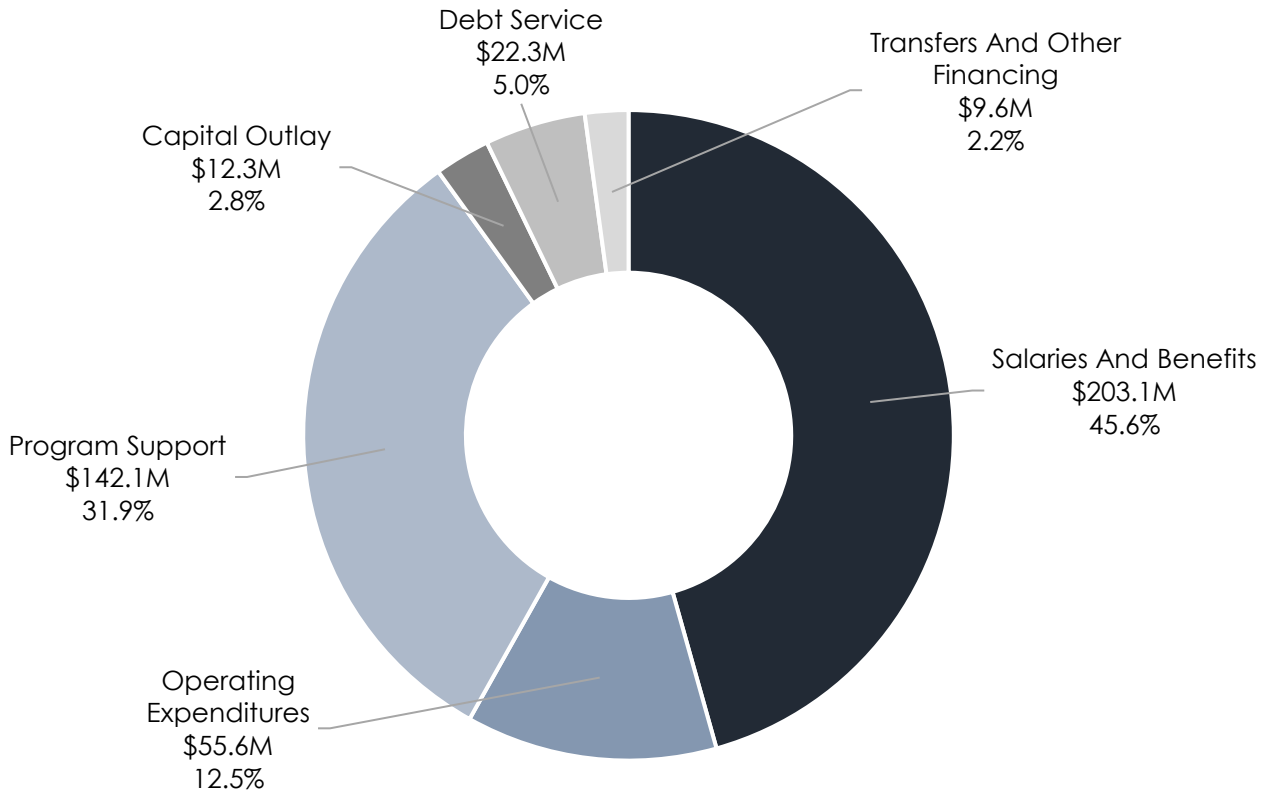

Fund Balance

Fund balance is the difference between assets and liabilities. It is divided into five components:

- Nonspendable fund balance: Money that can't be spent due to being either in a nonspendable form (such as prepaid items) or contractually required to be maintained intact (such as the principal of a permanent endowment).
- Restricted fund balance: Money that must be used for specific purposes, as required by external parties.
- Committed fund balance: Money set aside by the government for specific purposes, decided by a majority vote of Buncombe County's Board of Commissioners.
- Assigned fund balance: Money intended for specific uses.
- Unassigned fund balance: Money that is left over and can be used for any purpose.

Available Fund Balance

Available fund balance consists of committed, assigned, and unassigned fund balances. These resources provide the County with financial flexibility to address unexpected expenses, revenue shortfalls, and future needs. Unlike restricted fund balance, which is subject to external legal or contractual requirements, committed fund balance reflects the County's own designated priorities. The Board of Commissioners retains the authority to modify or remove these commitments through the same formal action used to establish them, allowing the County to reassess priorities and redirect resources as needs change, provided no other legal or contractual restrictions apply.

Policy and Financial Guidelines

North Carolina's Local Government Commission encourages local governments to establish fund balance policies suited to their financial circumstances. Buncombe County's policy targets an available General Fund balance of 15%–20% of actual expenditures and transfers to support cash flow, emergencies, and long-term financial stability. This same policy also requires any unreserved or undesignated fund balance exceeding 20% following the annual audit to be transferred to the Capital Projects Fund for one-time capital expenditures or, with required approvals, debt prepayment.

North Carolina General Statute § 159-8 limits appropriations based on available cash and investments, less liabilities, encumbrances, and deferred revenues. The portion unavailable for appropriation under this formula is reported as "Restricted for Stabilization by State Statute" in the County's financial statements.

Fund Balance Analysis

At the end of FY2026, Buncombe County's available fund balance reached approximately $99.2 million, equivalent to 22.3% of General Fund expenditures and transfers, compared with 16.7% at the end of FY2025.

Maintaining adequate fund balance is essential to the County's financial stability and ability to respond to unforeseen challenges. These reserves provide flexibility to manage revenue fluctuations, address emergencies, maintain essential services, and reduce reliance on borrowing for unexpected or one-time expenses. The County's experience during Hurricane Helene demonstrated the importance of this financial flexibility, allowing resources to be redirected to urgent needs during an unprecedented crisis. Maintaining sufficient reserves helps position Buncombe County to navigate future challenges and protect the continuity of public services while supporting long-term financial resilience.

Historical Fund Balance

Year	Available Fund Balance (AFB)	% of AFB to General Fund Expenditures and Transfers	Amount of Fund Balance Transferred to County Capital Projects Fund	Original Adopted Appropriated Fund Balance	Final Budget Appropriated Fund Balance	Actual use of Appropriated Fund Balance
2021	$90.9M	27.4%	$15.2M	$12.6M	$15.5M	$0.0M
2022	$91.9M	24.8%	$1.8M	$9.3M	$27.7M	$0.0M
2023	$86.1M	21.6%	$0M	$15.9M	$22.9M	$0.0M
2024	$70.3M	17.4%	$0M	$18.8M	$24.6M	$11.1M
2025	$72.3M	16.7%	$0M	$11.8M	$14.8M	$0.0M
2026	$99.2M	22.3%	$7.6M	$0.6M	$0.6M	$0.0M

General Fund Balance by Component

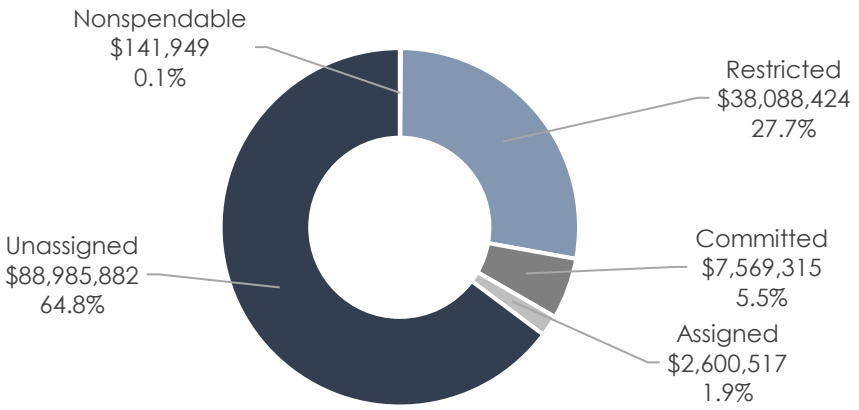

Fund Balance Component	FY 25	FY 26	Explanation
Nonspendable	$395,609	$141,949	Funds that cannot be spent due to their form or legal requirements.
Restricted	$44,745,722	$38,088,424	Funds that must be used for specific purposes due to legal requirements or external restrictions.
Stabilization by State statute	$37,746,069	$29,009,735	Funds that cannot be appropriated or spent under North Carolina law. The amount is calculated annually based on cash, investments, liabilities, encumbrances, and deferred revenues, less nonspendable items such as inventory and prepaid expenses.
Capital projects	$264,362	$150,255	Unspent bond proceeds and revolving loans restricted for capital projects.
General government	$372,776	$245,998	Funds restricted for property tax reappraisal under G.S. 153A-150.
Economic and physical development	$6,362,515	$8,682,436	Funds restricted for Permits and Inspections and soil and water conservation.
Committed	$0	$7,569,315	Funds designated for specific purposes by formal action of the Board of Commissioners.
Assigned	$7,100	$2,600,517	Funds budgeted for the next fiscal year that are not restricted or committed.
Subsequent year's expenditures	$7,100	$2,600,517	Funds budgeted for the next fiscal year assigned by the Board of Commissioners.
Unassigned	$72,322,249	$88,985,882	Funds not classified as nonspendable, restricted, committed, or assigned.
Total	**$117,470,680**	**$137,386,087**	

Solid Waste Overview

The Solid Waste Fund supports operations at both the Landfill and the Transfer Station. The Transfer Station serves as a central collection point for residential and commercial waste, which is then transported to the Landfill for final disposal.

Sales and Services remain the Fund's primary revenue source, increasing 6.0% through FY26 Q4 compared with the prior year. Current disposal rates are $50 per ton at the Landfill and $60 per ton at the Transfer Station. Other Revenue includes investment earnings, taxes, permits, bond proceeds, and landfill fees. This category decreased 57.7%, primarily because $1.8 million in 2025 installment financing proceeds were recorded in FY25, with no additional proceeds recorded in FY26. This decline reflects the absence of prior-year financing revenue rather than necessarily indicating an operating shortfall.

Q4 FY2026 Revenues

*Solid Waste fund revenues budgeted, YTD actual, and prior year YTD actual**

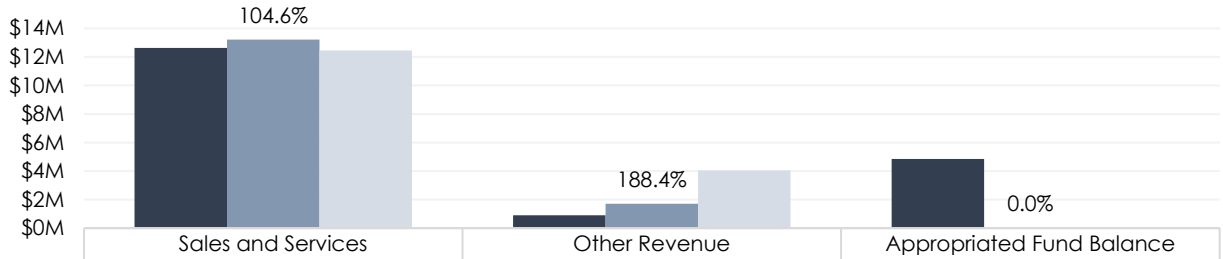

	Sales and Services	Other Revenue	Appropriated Fund Balance
Amended Budget	$12.6M	$.9M	$4.9M
YTD Actual	$13.2M	$1.7M	$0.0M
Prior YTD Actual	$12.5M	$4.1M	$0.0M

*Percentage labels represent actual expenditures as a percent of budget

Expenditures increased year over year, driven primarily an increase in Capital Outlay for an articulated trash compactor and Macpactor M2 blade, funded by the 2025 installment financing. The financing also increased debt service costs, with the first payment made in December 2025. Operating expenditures remained relatively stable, increasing 0.1%.

Q4 FY2026 Expenditures by Category

*Solid Waste fund expenditures budgeted, YTD actual, and prior year YTD actual**

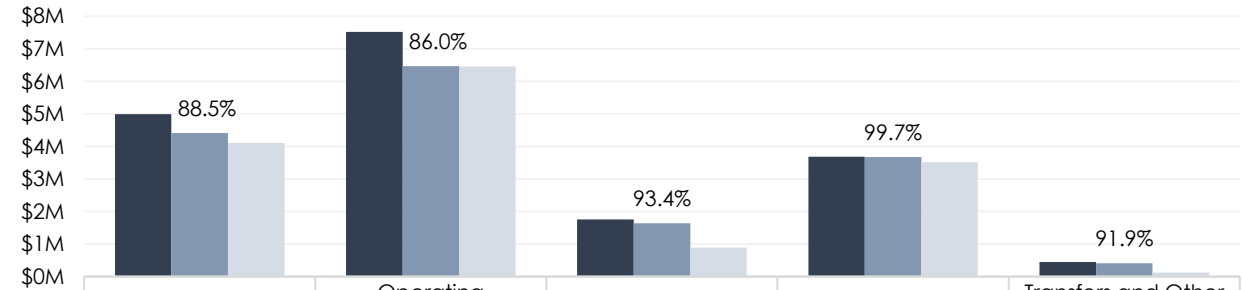

	Salaries And Benefits	Operating Expenditures	Capital Outlay	Debt Service	Transfers and Other Financing
Amended Budget	$5.0M	$7.5M	$1.8M	$3.7M	$0.5M
YTD Actual	$4.4M	$6.5M	$1.6M	$3.7M	$0.4M
Prior YTD Actual	$4.1M	$6.5M	$0.9M	$3.5M	$0.1M

*Percentage labels represent actual expenditures as a percent of budget

Capital Projects

Capital projects are typically owned and funded by the County. Capital projects include construction, renovation, demolition projects, major maintenance, or acquisition of land or other assets. On an annual basis, capital projects are presented to the Board for approval. Capital projects typically take years to complete due to the extensive amount of work that must go into planning, procuring goods and services, designing, and construction. The life-to-date budget below depicts the estimated future spend. See Appendix C for more information.

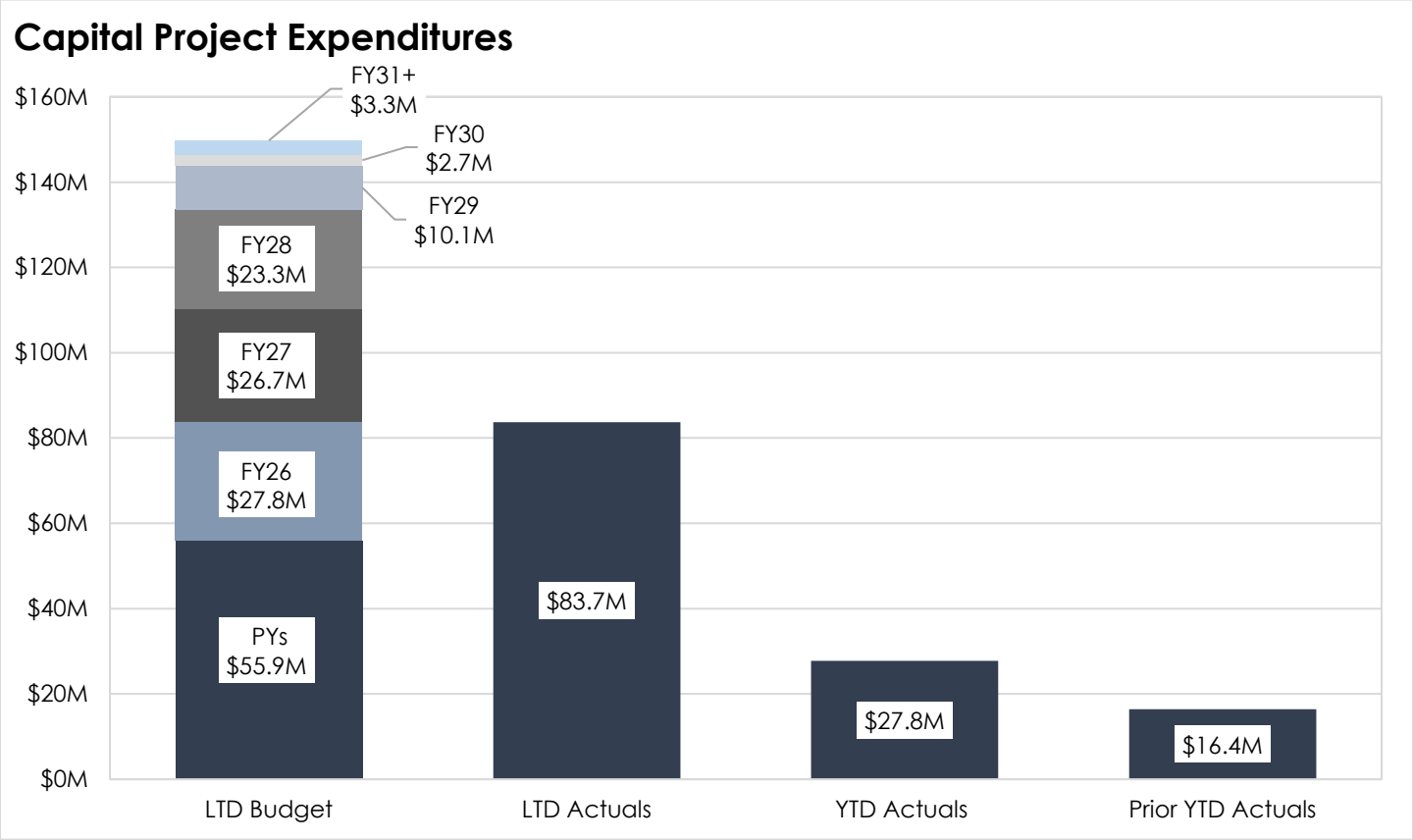

Long-Term Debt Overview

During FY26, Buncombe County completed four debt issuances to support capital investments, school facilities, affordable housing, and open space preservation. The Limited Obligation Bonds (LOBs) included LOBS 2026A, which financed capital needs for Buncombe County and Asheville City Schools, and LOBS 2026B, which funded County capital projects, including a new Emergency Operations Center (EOC)/multi-purpose facility, 35 Woodfin renovations, courthouse renovations, and landfill expansion.

The County also issued two General Obligation (GO) bond tranches under the 2022 Open Space and Affordable Housing bond authorizations. The 2026A GO issuance supported open space projects, including Deaverview Mountain and Riverside Park. The 2026B GO issuance supported affordable housing initiatives, including Asheville Affordable Pine Lane and Rocky River Apartments, as well as open space acquisitions managed through Agriculture and Land Resources.

In addition to these bond issuances, the County received three State Disaster Cashflow Loans to help finance recovery efforts following Tropical Storm Helene. These loans provide interim cash flow support while the County continues recovery activities and awaits reimbursement from applicable funding sources. The loans carry a 0% interest rate and are structured for repayment in a single lump sum in FY2030. This financing helps address near-term recovery costs while spreading the cash flow impact over the recovery period without adding interest expense.

Long-Term Debt Schedule

Debt Issuance	Original Loan Amount	Current Balance	Maturity Date
ARRA	1,500,000	375,000	5/1/2031
LOBS 2014B	28,725,000	14,035,000	6/1/2034
CTS Loan	1,929,797	914,114	5/1/2035
LOBS 2018	54,730,000	32,850,000	6/1/2038
LOBS 2020A	56,495,000	30,925,000	6/1/2040
LOBS 2020B	32,235,000	19,175,000	6/1/2032
LOBS 2020C	10,096,000	6,489,000	6/1/2035
LOBS 2022A	59,285,000	37,629,000	6/1/2037
LOBS 2024A	80,461,000	64,336,000	6/1/2037
LOBS 2024B	61,510,000	54,660,000	6/1/2044
GO 2024	14,730,000	13,250,000	6/1/2044
2025 Installment Financing	5,181,000	4,162,000	12/1/2029
LOBS 2025	53,770,000	50,805,000	6/1/2035
Cashflow Loan #1	8,449,310	8,449,310	6/30/2030
Cashflow Loan #2	5,575,310	5,575,310	6/30/2030
Cashflow Loan #3	5,418,434	5,418,434	6/30/2030
LOBS 2026A	51,255,000	51,255,000	6/1/2046
LOBS 2026B	46,675,000	46,675,000	6/1/2046
GO 2026A	11,160,000	11,160,000	6/1/2046
GO 2026B	20,695,000	20,695,000	6/1/2040
Total	609,875,851	478,833,168	

A significant portion of the County's long-term debt is supported by dedicated revenue sources. The Article 39 local option sales tax is designated to fund capital needs for Buncombe County Schools and Asheville City Schools. As of June 30, 2026, outstanding debt related to the school systems totaled $244.2 million: $79.0 million for Asheville City Schools, $126.6 million for Buncombe County Schools, $1.7 million for Public Schools, and $37.0 million for A-B Tech Community College.

Q4 FY 2026 Outstanding Education Debt

Outstanding principal by school system

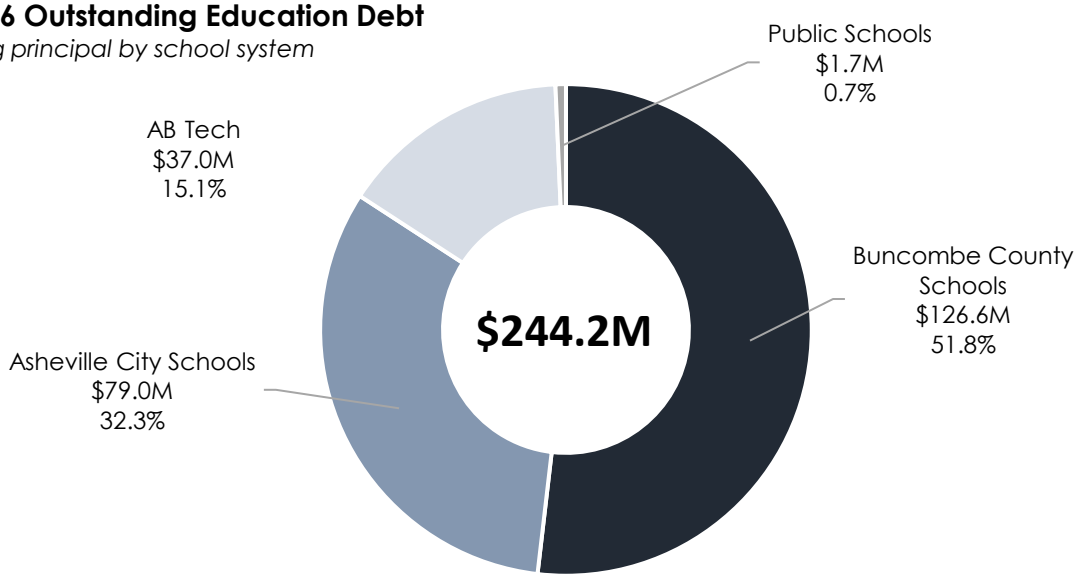

Outstanding debt service payments are supported by several different funding sources, each with its own associated repayment revenues. The graphic below illustrates the distribution of the County's total outstanding principal by fund and funding source, providing an overview of how the County's debt is allocated.

Outstanding Debt by Funding Source

Total outstanding principal of all funds

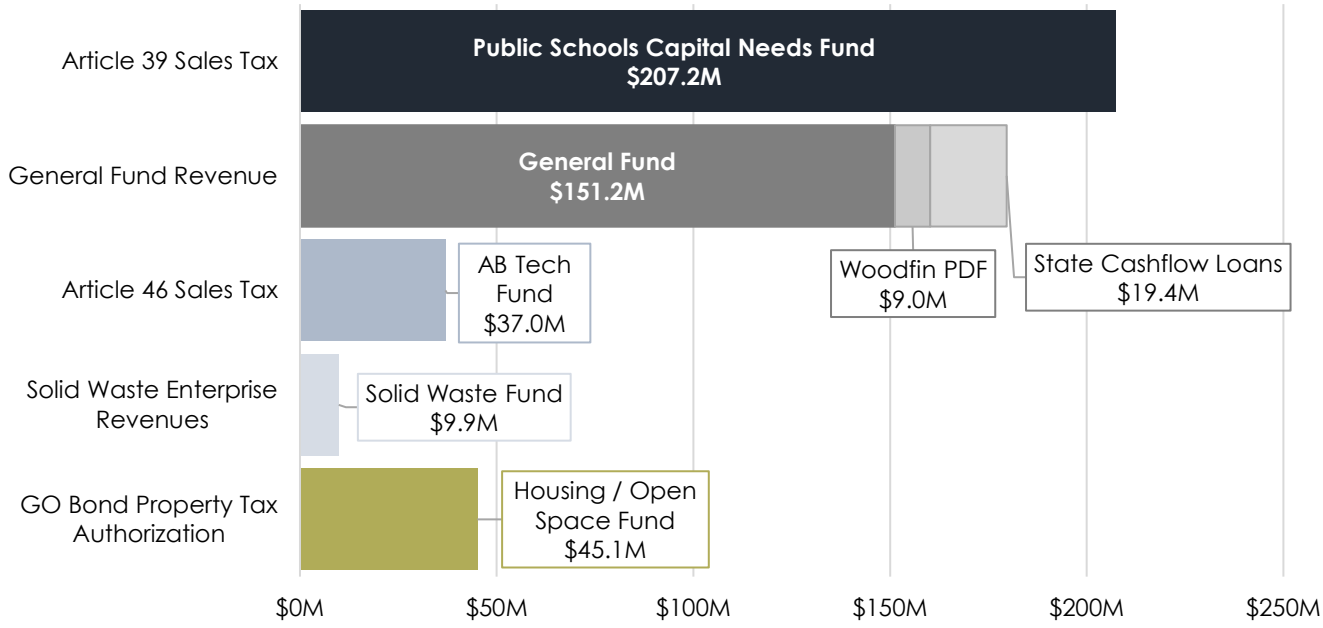

Debt service includes scheduled principal and interest payments on the County's outstanding debt. The chart below illustrates the repayment schedule as of June 30, 2026. County debt policy requires at least 55% of outstanding debt to be repaid within ten years; the County exceeds this requirement, with 82.6% scheduled for repayment within that period. The projected increase in debt service in FY2030 reflects the scheduled lump-sum repayment of the State Disaster Cashflow Loans totaling $19.4M.

Current Debt Repayment Schedule

Future debt service for current outstanding debt

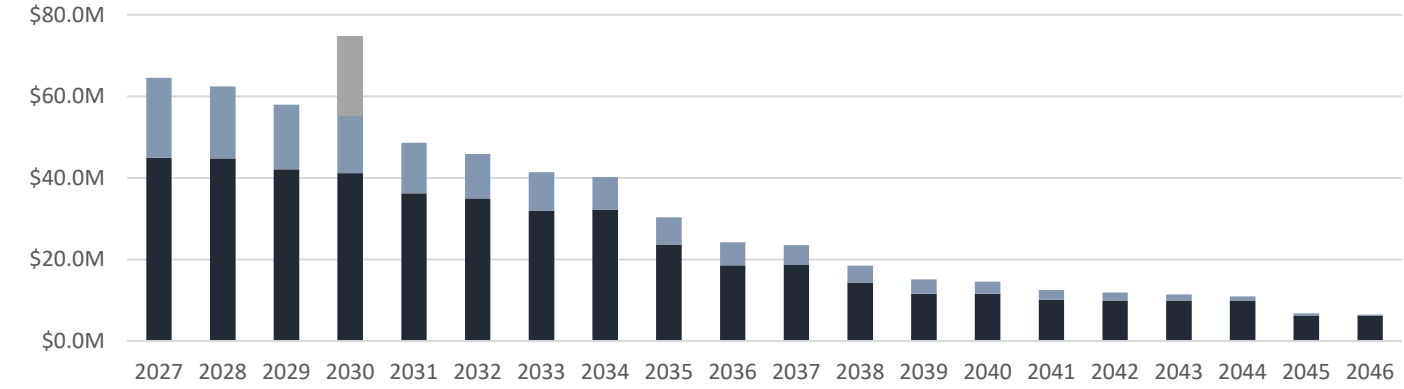

The County makes the majority of its debt service payments in the 2nd and 4th quarters of each fiscal year. For FY2026, debt service payments included $36.6 million in principal and $14.7 million in interest. The chart below presents FY26 debt service by fund.

FY2026 Debt Service by Fund

Principal and interest payments in FY26 by fund

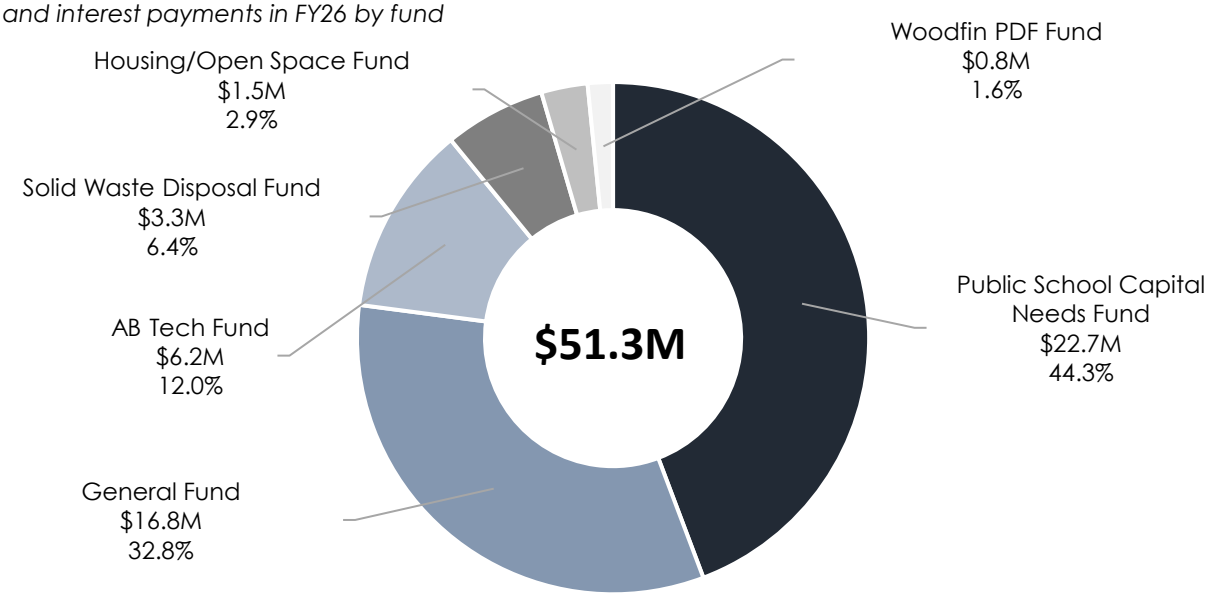

Buncombe County maintains an Aaa/Aa1 credit rating from Moody's, a AAA credit rating from Standard and Poor's, and a AAA/AA+ from Kroll Bond Rating Agency (KBRA). These credit ratings help keep the interest rate low on borrowing.

A debt dashboard is maintained on Buncombe County's external website for public transparency: View Dashboard.

Investments Overview

	NCCMT	NCIP	NC Class	Other Investments	Invested Bond Proceeds	Total
Average Maturity (days)	30	52	45	237	N/A	
Average Modified Duration	N/A	N/A	N/A	0.64	N/A	
Average S&P/Moody Rating	AAAm / AAA-mf	AAAm / N/A	AAAm / N/A	Aa1/AA+	N/A	
Income Earned QTD	$0.09M	$0.70M	$0.79M	$0.87M	$0.80M	$3.25M
Income Earned YTD	$1.14M	$2.36M	$2.69M	$2.95M	$2.21M	$11.35M
Assets Under Management	$9.11M	$35.77M	$110.80M	$115.15M	$82.69M	$353.52M

	YTD Investment Earnings*	Cash Invested**	Invested Bond Proceeds
General	6,377,732	159,911,289	150,255
Air Quality	23,344	946,201	-
BCSF Operating	15,813	527,472	-
911	21,148	771,881	-
Special Programs	(3,671)	14,941,217	-
ROD Automation	19,565	667,984	-
Opioid Settlement	133,226	3,442,064	-
Woodfin PDF	-	91,028	290
Forfeitures	25,717	856,563	-
Sondley Estate Trust Fund	29,661	988,702	-
Representative Payee	1,133	150,524	-
Public School Capital Needs	1,397,363	41,441,763	28,891,151
Grant Projects	671,608	14,210,571	-
AB Tech	901,505	30,024,505	2,882
Capital Projects	718,975	18,762,017	26,701,467
Landfill	14,234	1,267,162	2,437,493
Housing/Open Space Bonds	508,189	1,535,892	30,151,662
Solid Waste	533,309	16,885,612	228,954
Inmate Commissary	5,878	334,770	-
Inmate Trust	-	52,490	-
Total	11,394,726	307,809,707	88,564,155

**Difference from income earned YTD is due to accrual accounting*
*** Estimate based on equity in pooled cash*

Total Rate of Return:	1 Month	3 Months	12 Months	Since Inception
Other Investments	0.30%	0.89%	3.38%	4.88%
Benchmark*	0.27%	0.60%	2.92%	2.03%
NCIP	3.73%	3.73%	3.98%	N/A
NCCMT	3.55%	N/A	3.88%	3.74%
NC Class	3.71%	N/A	4.02%	4.81%

**Intercontinental Exchange Bank of America 0-3 Yr US Treasury Index*

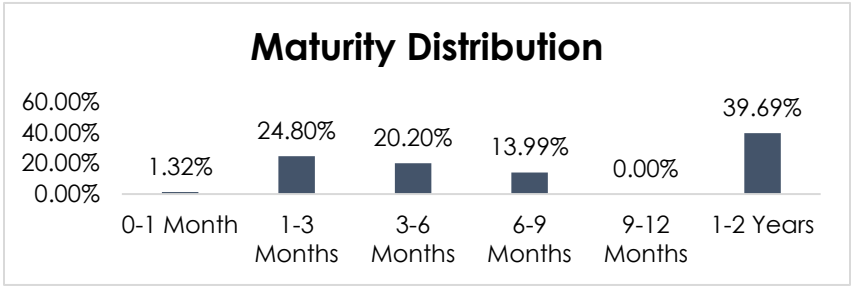

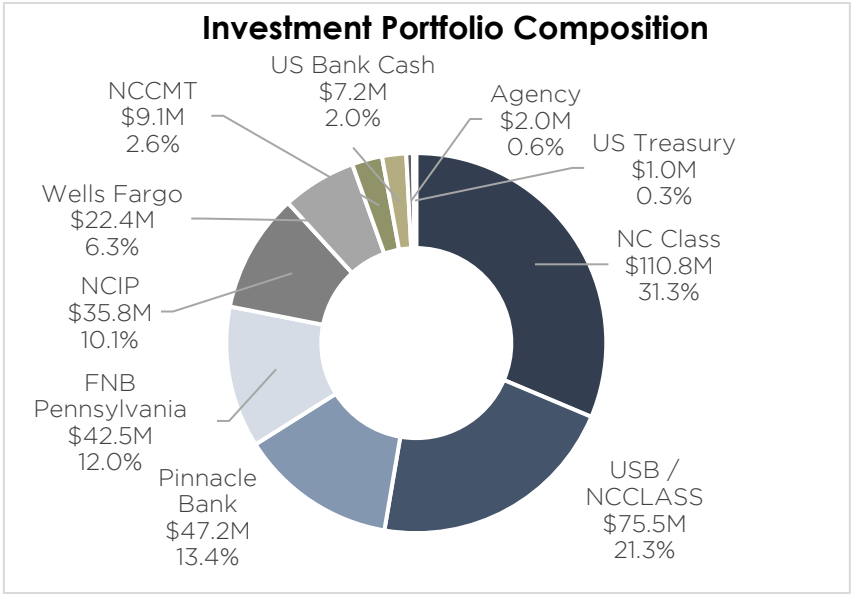

Donations

The Board-adopted Donation Policy identifies cash, cash equivalent, or real or personal property as acceptable donations. Donations may only be accepted when they have a purpose consistent with Buncombe County's goals and objectives. Buncombe County may choose to reject donations with an implied or express condition of advocacy or discrimination based on political, religious, or other group affiliation.

Donations Made to Buncombe County 07/01/2025-06/30/2026	**Total**
Monetary:	
Cooperative Extension	5,390
Division of Social Services	22,056
Family Justice Center	6,200
Library	250
Sheriff's Office	42,014
Transportation	10,388
Grand Total	$ 86,298

Appendix A
General Fund Major Revenue Sources

Property Tax

Property taxes are the largest source of revenue for counties in North Carolina, representing approximately 63.7% of Buncombe County's General Fund budgeted revenues for FY2026. Both real and personal property are subject to taxation unless specifically exempted or excluded. Property values are assessed annually on January 1, with taxes coming due on September 1 and payable without interest through January 5 of the following year. As a result, most property tax collections occur in December and early January of the fiscal year.

FY2026 Estimated Property Tax Revenue			
Assessed Valuation		$	52,959,961,443
Tax Rate *per $100 of Assessed Valuation*	x	$	0.5466
Tax Levy		$	289,479,149
Estimated Collection Rate	x		99.00%
Estimated Revenue		$	286,584,358
Value of 1 Cent		$	5,243,036

At the end of the fourth quarter, $293.4 million in property tax revenue had been received, representing 102.2% of the budgeted amount—an increase of 6.8% from the prior year.

Sales Tax

The County levies four local-option retail sales and use taxes that total 2.25%. Approximately 65% of the 2.25% levied by the County impacts the General Fund:

Amount	State Legislation G.S. 105 -	Local Legislation/ Commission Action	Distribution and Use Restrictions
1%	Article 39	Senate Bill 888 Ratified June 21, 2016 Senate Bill 131 Ratified June 30, 2025	50% previously restricted to School Capital Fund Commission. As of July 1, 2025, revenues may also be used for school operating expenses for the next two years. Remaining proceeds distributed to other taxing districts and County General Fund.
0.50%	Article 40		30% Public Schools ADM Capital Projects Fund Remaining proceeds distributed to other taxing districts and County General Fund.
0.50%	Article 42		60% Public Schools ADM Capital Projects Fund Remaining proceeds distributed to other taxing districts and County General Fund.
0.25%	Article 46	Resolution #17-06-03 Adopted June 6, 2017	100% Article 46 Capital Projects Fund is designated for AB-Tech capital and operating needs. This designation is set to end at the end of Fiscal Year 2027.

Sales tax is tracked closely throughout the year given its unpredictable and volatile nature. Economic trends such as consumer spending, inflation, and unemployment rates correlate with sales tax revenues. Sales tax proceeds are collected by retailers and remitted to the NC Department of Revenue (DOR). The DOR allocates a portion of the revenues to counties on either a point-of-origin or per capita basis based on statutes governing each article of sales tax. The remittance and distribution schedule results in a three-month lag in sales tax receipts.

As of June 30, 2026, 104.9% of the budgeted sales tax has been collected, totaling $52.1 million, representing a 14.7% increase compared to the prior year.

Intergovernmental

Intergovernmental revenues include payments from federal, state, and other local government units. These revenues account for 11.3% of General Fund budgeted revenues. The majority of these revenues are generated from the County's Health and Human Services function, which is comprised of Public Health, Social Services, and other Youth and Aging Services. These services generate approximately 82.4% of all intergovernmental revenues. These revenues are often received on a reimbursement basis. At the end of the fourth quarter, $51.8 million, or 101.6%, of estimated intergovernmental revenues were received.

Appendix B
Net County Cost

The net county cost breakdown of General Fund expenditures provides information on the functions that are supported by general purpose revenues such as property tax and sales tax. This breakdown nets out other revenues such as state and federal allocations and program generated revenues, creates a more precise way to view direct cost impact to property taxpayers, and shifts the ranking of functions by expenditures in notable ways. For example, the total expenditures budget for Health and Human Services is higher than the budgeted amount for General Government but as shown below, this relationship is reversed after intergovernmental and other Health and Human Services-specific revenues are considered.

Net County Cost Summary General Fund	Actual Revenue YTD	Actual Expenditures YTD	Net County Cost
Cultural and Recreational	$676,449.39	$11,513,492.81	-$10,837,043.42
Debt	$667,694.34	$22,026,726.29	-$21,359,031.95
Economic & Physical Development	$6,816,816.06	$10,121,639.63	-$3,304,823.57
Education	$96,699.75	$125,896,840.00	-$125,800,140.25
General Government	$15,990,469.43	$72,528,134.18	-$56,537,664.75
Health and Human Services	$48,185,433.79	$94,327,883.65	-$46,142,449.86
Public Safety	$20,763,504.46	$98,985,090.63	-$78,221,586.17
Total	**$93,197,067.22**	**$435,399,807.19**	**-$342,202,739.97**

Q4 FY2026 Net County Cost

YTD actual net cost after function-specific revenues are subtracted from expenditures.

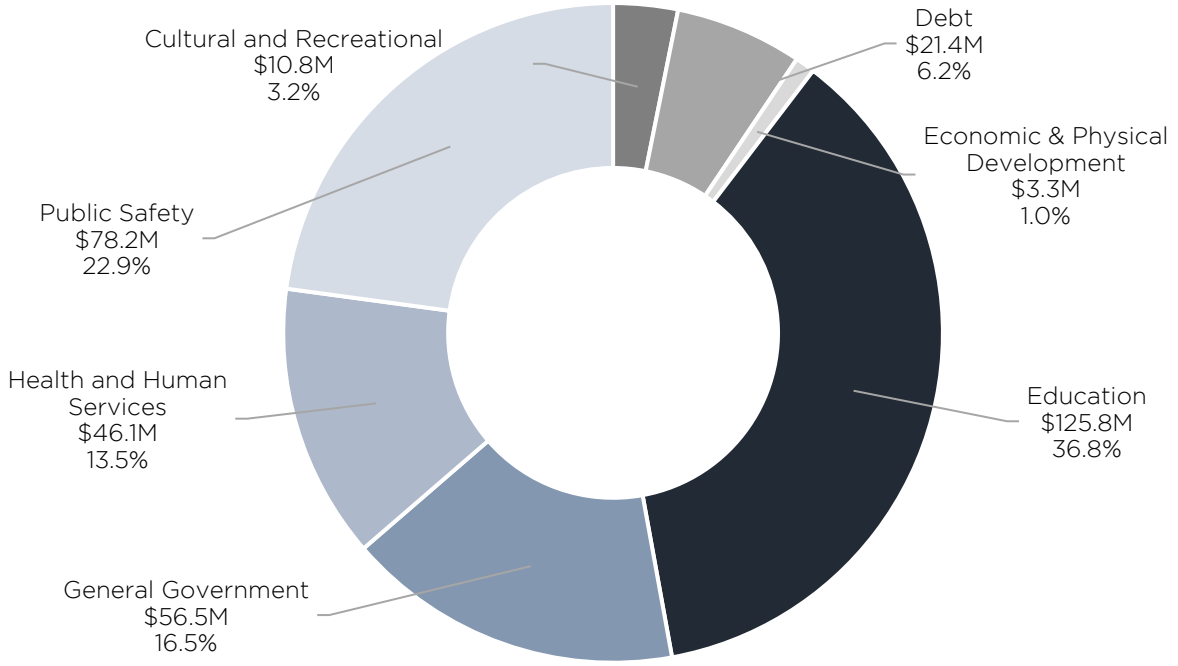

Appendix C
Capital Projects List

COUNTY CAPITAL PROJECTS										
EXPENDITURE BY PROJECT	**Project Complete/ Notes**	**Budget**	**Q4 FY26 YTD Actual**	**LTD Actual**	**% of Expended**	**FY2027**	**FY2028**	**FY2029**	**FY2030**	**FY2031+**
Debt										
Fund 341 Administration		$5,021,359	$460,177	$5,026,258	100.1%	$0	$0	$0	$0	$0
Emergency Services										
FY25 Shelter Resiliency Generator Project		$2,301,000	$10,725	$10,725	0.5%	$219,275	$1,500,000	$571,000	$0	$0
Fleet Services										
FY26 Ambulances		$1,225,560	$0	$0	0.0%	$1,225,560	$0	$0	$0	$0
General Services										
FY20 Fleet and General Services Complex		$10,227,532	$2,569,343	$9,567,773	93.5%	$659,759	$0	$0	$0	$0
FY20 Interchange Building		$468,641	$3,100	$35,500	7.6%	$433,141	$0	$0	$0	$0
FY21 Courthouse Repairs		$596,239	$4,277	$575,328	96.5%	$20,911	$0	$0	$0	$0
FY21 Jail Repairs		$786,358	-$737	$364,365	46.3%	$421,993	$0	$0	$0	$0
FY21 Solar on Public Facilities		$10,592,728	$0	$10,484,454	99.0%	$0	$0	$0	$0	$0
FY22 40 Coxe Interior Renovation	X	$0	$0	$0	0.0%	$0	$0	$0	$0	$0
FY22 BAS System for Detention Center		$174,052	$0	$0	0.0%	$174,052	$0	$0	$0	$0
FY22 Lake Julian Bathroom Additions		$674,160	$0	$532,126	78.9%	$142,034	$0	$0	$0	$0
FY23 Electric Vehicle Charging Infrastructure		$120,000	$5,321	$88,381	73.7%	$31,619	$0	$0	$0	$0
FY23 EMS East Base Construction		$9,998,000	$3,051,023	$3,683,696	36.8%	$6,064,304	$250,000	$0	$0	$0
FY23 Facility Assessment - Renovation		$4,010,000	$764,325	$1,492,413	37.2%	$500,000	$2,017,587	$0	$0	$0

EXPENDITURE BY PROJECT	Project Complete / Notes	Budget	Q4 FY26 YTD Actual	LTD Actual	% of Expended	FY2027	FY2028	FY2029	FY2030	FY2031+
FY23 Library Renovation		$691,654	$12,000	$12,000	1.7%	$223,246	$456,408	$0	$0	$0
FY23 Solar on Schools & Public Buildings		$5,587,850	$0	$1,329,850	23.8%	$0	$0	$2,300,000	$1,958,000	$0
FY24 200 College St. Renovation		$4,958,869	$1,450,631	$2,315,861	46.7%	$2,143,008	$500,000	$0	$0	$0
FY24 35 Woodfin Renovation for Forward Facing Facility		$6,347,480	$920,328	$6,032,063	95.0%	$315,417	$0	$0	$0	$0
FY24 Comprehensive Facility Assessment Renovation & Repair		$1,235,625	$82,688	$227,371	18.4%	$1,008,254	$0	$0	$0	$0
FY24 County Courthouse Renovation & Repair		$15,096,571	$5,422,080	$6,124,900	40.6%	$3,000,000	$5,000,000	$971,671	$0	$0
FY24 Countywide Paving (includes Lake Julian Park)		$3,033,350	$446,276	$464,131	15.3%	$2,000,000	$569,219	$0	$0	$0
FY24 Detention Center Facility Assessment Renovation & Repair		$1,325,492	$0	$1,233,741	93.1%	$91,751	$0	$0	$0	$0
FY24 New EOC/Multi-Purpose Facility - Land & Design		$5,257,600	$5,112,925	$5,246,745	99.8%	$10,855	$0	$0	$0	$0
FY25 205 College St. Renovation & Repair		$1,231,217	$0	$0	0.0%	$1,031,217	$200,000	$0	$0	$0
FY25 35 Woodfin 911 Backup Center Renovation		$3,514,670	$817,299	$3,240,114	92.2%	$274,556		$0	$0	$0
FY25 Comprehensive Facility Assessment Renovation & Repair		$251,683	$20,580	$20,580	8.2%	$20,580	$210,523	$0	$0	$0

EXPENDITURE BY PROJECT	Project Complete / Notes	Budget	Q4 FY26 YTD Actual	LTD Actual	% of Expended	FY2027	FY2028	FY2029	FY2030	FY2031+
FY25 Countywide Roofing & Parking Decks Renovation & Repair		$2,512,926	$603,457	$707,905	28.2%	$1,402,165	$402,856	$0	$0	$0
FY25 Detention Center Dryer Installation	X	$300,000	$52,569	$271,133	90.4%					
FY25 Detention Center Facility Assessment Renovation & Repair		$1,852,576	$270,661	$583,126	31.5%	$350,000	$500,000	$419,450		
FY25 EMS West Regional Base		$3,112,190	$1,804,559	$1,858,209	59.7%	$1,253,981	$0	$0	$0	$0
FY25 New Parks and Indoor Recreation Facility – Design		$217,084	$0	$0	0.0%	$0	$217,084	$0	$0	$0
Sidewalks - General		$207,000	$0	$0	0.0%	$0	$0	$207,000	$0	$0
FY26 Animal Shelter Renovation & Repair		$438,397	$0	$0	0.0%	$0	$0	$438,397	$0	$0
FY26 Courthouse Elevator Upgrades		$1,103,460	$1,079,364	$1,079,364	97.8%	$24,096	$0	$0	$0	$0
FY26 Detention Center Facility Assessment Renovation & Repair		$560,170	$8,160	$8,160	1.5%	$552,010	$0	$0	$0	$0
Warren Wilson Pool	Canceled	$300,000	$0	$0	0.0%	$0	$0	$0	$0	$0
Governing Body										
BOC Contingency		$23,435	$0	$0	0.0%	$0	$0	$0	$0	$0
Information Technology										
FY21 Broadband Projects	X	$200,442	$5,422	$168,389	84.0%	$0	$0	$0	$0	$0
FY24 Fire Station Alerting/Paging		$2,210,580	$1,235,567	$2,189,649	99.1%	$20,931	$0	$0	$0	$0
FY25 PSIP Core System Replacement		$10,000,000	$809,868	$912,476	9.1%	$1,087,524	$2,000,000	$2,000,000	$750,000	$3,250,000

EXPENDITURE BY PROJECT	Project Complete / Notes	Budget	Q4 FY26 YTD Actual	LTD Actual	% of Expended	FY2027	FY2028	FY2029	FY2030	FY2031+
Interfund Transfers										
Fund 341 Administration		$15,739,392	$0	$15,674,682	99.6%	$0	$0	$0	$0	$0
Recreation Services										
FY23 Recreation Services Master Plan		$371,194	$138,508	$319,386	86.0%	$51,808	$0	$0	$0	$0
Greenways Contingency		$148,849	$0	$0	0.0%		$148,849	$0	$0	$0
Orchard Street Park	Pending proposal	$93,981	$0	$0	0.0%	$93,981	$0	$0	$0	$0
Woodfin Greenway: Beaverdam Creek		$4,060,557	$111,724	$334,117	8.2%		$2,842,390	$884,050	$0	$0
Woodfin Greenway: Highway 251		$10,992,444	$206,133	$1,212,345	11.0%	$1,099,244	$6,340,427	$2,340,427	$0	$0
FY26 Lake Julian Bathroom Replacement - Fisherman's Trail		$693,796	$34,213	$34,213	4.9%	$659,584	$0	$0	$0	$0
Sustainability										
FY25 Electric Vehicle Charging Infrastructure		$425,930	$257,142	$253,852	59.6%	$72,078	$100,000	$0	$0	$0
Total Capital Projects		**$150,292,093**	**$27,769,706**	**$83,715,377**	**55.7%**	**$26,678,935**	**$23,255,344**	**$10,131,996**	**$2,708,000**	**$3,250,000**

Appendix D
Investments

The Board-adopted Investment Policy identifies safety of principal as the foremost objective of the investment program. Steps are taken to ensure the safety of principal including limiting investments to the safest types of securities and diversifying the investment portfolio so any potential risk is insignificant.

Investment Descriptions

North Carolina Capital Management Trust: Government Portfolio: The North Carolina Capital Management Trust is a SEC registered money market mutual fund. Shares of the portfolio are offered exclusively to local governments, public authorities, and similar entities. The investment objective of the Government Portfolio is to obtain as high a level of current income as is consistent with the preservation of capital and liquidity and to maintain a constant net asset value (NAV) of $1.00 per share.

North Carolina Investment Pool: This is a commingled local government investment pool (LGIP) established to invest idle funds in various short-term investments in accordance with North Carolina General Statutes. It operates similarly to a money market mutual fund, although it is not registered with the SEC. This pool combines the cash of participating jurisdictions and invests the cash in securities allowed under North Carolina's laws. This pool's goal objective is to maintain a constant NAV of $1.00 per share.

North Carolina CLASS: Buncombe County invested in this pool in January 2024. The purpose of North Carolina CLASS is to provide a commingled investment pool established by interlocal agreement in accordance with North Carolina law permitting Local Government Units to pool idle funds in order to invest such funds and earn interest in accordance with, and as permitted by, the provisions of Section 159-30 of Article 3 of Chapter 159 of the General Statutes of North Carolina, as amended and as may be further amended from time to time ("N.C.G.S.") entitled "The Local Government Budget and Fiscal Control Act". This pool's goal objective is to maintain a constant NAV of $1.00 per share.

Compliance Statement

This is a statement of compliance with the Investment Policy of Buncombe County. The Investment Policy outlines the objectives, guidelines, and procedures for the management of the County's funds. The Investment Policy is reviewed annually and updated as necessary to reflect changes in the County's financial situation, risk tolerance, and market conditions. The Investment Policy is intended to ensure that the company's funds are invested prudently, diversely, and ethically, in accordance with all relevant laws and with the County's mission and values.

The undersigned hereby certifies that, to the best of their knowledge and belief, all investments made by or on behalf of Buncombe County during the period from July 1, 2024 to June 30, 2025 were in compliance with the Investment Policy. The undersigned also certifies that they have exercised due diligence and care in selecting, monitoring, and evaluating the performance of the investment managers and custodians. The undersigned further certifies that they have reported any deviations from the Investment Policy by including a schedule of such deviations herein along with justification and timetable for resolution.

All transactions and holdings are in compliance with County Policy and North Carolina General Statutes

Not all transactions and holdings are in compliance with County Policy and North Carolina General Statutes. Deviations have been listed below along with justification and resolution details:

Transaction/Holding	Justification	Resolution
N/A	N/A	N/A

X

Melissa Moore
Finance Director

Appendix D
Investments: Asset Listing

INVESTMENT HOLDINGS 6/30/2026								
Investment Description	**Issuer**	**Investment Type**	**Par Amount**	**Cost**	**Book Value**	**Market Value**	**Maturity Date**	**Interest Rate**
NC Class	N/A	NC Class	$110,804,554	$110,804,554	$110,804,554	$110,804,554	N/A	3.71%
North Carolina Capital Management Trust (NCCMT): Government Portfolio	N/A	NCCMT	$9,106,024	$9,106,024	$9,106,024	$9,106,024	N/A	3.55%
North Carolina Investment Pool (NCIP)	N/A	NCIP	$35,774,066	$35,774,066	$35,774,066	$35,774,066	N/A	4.32%
USB / NC Class	N/A	Invested Bond Proceeds	$70,961,516	$70,961,516	$70,961,516	$70,961,516	N/A	3.71%
NC Class 2024 GO	N/A	Invested Bond Proceeds	$4,498,683	$4,498,683	$4,498,683	$4,498,683	N/A	3.71%
US Bank Cash	US Bank	Cash	$7,229,375	$7,229,375	$7,229,375	$7,229,375	N/A	0.00%
FFCB 4.5 8/14/2026	Federal Farm Credit Bank	Agency	$1,000,000	$994,500	$999,779	$1,000,620	8/14/2026	4.50%
FHLB 4.625 9/11/2026	Federal Home Loan Bank	Agency	$1,000,000	$995,480	$999,702	$1,001,230	9/11/2026	4.63%
FNB Pennsylvania 3.65 12/6/2026	FNB Pennsylvania	Compound CD	$16,082,734	$16,082,734	$16,082,734	$16,082,734	12/6/2026	3.65%
FNB Pennsylvania 3.66 5/13/2027	FNB Pennsylvania	Compound CD	$18,328,129	$18,328,129	$18,328,129	$18,328,129	5/13/2027	3.66%
Pinnacle Bank 3.61 3/11/2027	Pinnacle Bank	CDARS	$15,125,131	$15,125,131	$15,125,131	$15,125,131	3/11/2027	3.61%
Pinnacle Bank 3.69 4/8/2027-26	Pinnacle Bank	CDARS	$12,273,592	$12,273,592	$12,273,592	$12,273,592	4/8/2027	3.69%
Pinnacle Bank 3.8 5/20/2027	Pinnacle Bank	CDARS	$10,193,308	$10,193,308	$10,193,308	$10,193,308	5/20/2027	3.80%
Pinnacle Bank 4 9/3/2026	Pinnacle Bank	CDARS	$7,750,660	$7,750,660	$7,750,660	$7,750,660	9/3/2026	4.00%
T-Note 4.5 7/15/2026	Department of Treasury	Treasury Note	$1,000,000	$990,859	$999,874	$1,000,290	7/15/2026	4.50%
FNB Pennsylvania MM	FNB Pennsylvania	Money Market	$8,134,495	$8,134,495	$8,134,495	$8,134,495	N/A	3.66%
Pinnacle Bank MM	Pinnacle Bank	Money Market	$1,901,943	$1,901,943	$1,901,943	$1,901,943	N/A	2.63%
Wells Fargo Bank Money Market Accounts	Wells Fargo Bank	Money Market	$22,355,730	$22,355,730	$22,355,730	$22,355,730	N/A	Various
Total Investments			**$353,519,938**	**$353,500,778**	**$353,519,292**	**$353,522,078**		

Appendix D
Investments: Transaction Summary
(4/1/26-6/30/26)

Type	Account Description	Trade Date	Face Amounts/Shares	Price	Interest/Dividends	Total
Buy	Pinnacle Bank 3.69 4/8/2027-26	4/30/2026	$36,937.65	$100.00	$0.00	$36,937.65
Buy	Pinnacle Bank 3.84 5/21/2026	4/30/2026	$32,051.74	$100.00	$0.00	$32,051.74
Buy	Pinnacle Bank 4 9/3/2026	4/30/2026	$25,268.82	$100.00	$0.00	$25,268.82
Buy	Pinnacle Bank 3.61 3/11/2027	4/8/2026	$41,594.98	$100.00	$0.00	$41,594.98
Buy	Pinnacle Bank 3.61 3/11/2027	5/1/2026	$252,121.33	$100.00	$0.00	$252,121.33
Buy	FNB Pennsylvania 3.66 5/13/2027	5/15/2026	$162,098.48	$100.00	$0.00	$162,098.48
Buy	Pinnacle Bank 3.8 5/20/2027	5/21/2026	$10,193,307.94	$100.00	$0.00	$10,193,307.94
Buy	Pinnacle Bank 3.69 4/8/2027-26	5/31/2026	$38,286.84	$100.00	$0.00	$38,286.84
Buy	Pinnacle Bank 4 9/3/2026	5/31/2026	$26,198.63	$100.00	$0.00	$26,198.63
Buy	Pinnacle Bank 3.61 3/11/2027	5/8/2026	$37,338.97	$100.00	$0.00	$37,338.97
Buy	Pinnacle Bank 3.69 4/8/2027-26	6/30/2026	$37,166.06	$100.00	$0.00	$37,166.06
Buy	Pinnacle Bank 4 9/3/2026	6/30/2026	$25,438.38	$100.00	$0.00	$25,438.38
Buy	FNB Pennsylvania 3.65 12/6/2026	6/6/2026	$146,620.38	$100.00	$0.00	$146,620.38
Buy	Pinnacle Bank 3.61 3/11/2027	6/8/2026	$41,825.98	$100.00	$0.00	$41,825.98
Buy Total						**$11,096,256.18**
Deposit	FNB Pennsylvania MM	4/30/2026	$15.22	$100.00	$0.00	$15.22
Deposit	FNB Pennsylvania MM	4/30/2026	$16.39	$100.00	$0.00	$16.39
Deposit	FNB Pennsylvania MM	4/30/2026	$24,552.40	$100.00	$0.00	$24,552.40
Deposit	NC CLASS / 2024 GO LGIP	4/30/2026	$16,694.74	$100.00	$0.00	$16,694.74
Deposit	NC CLASS LGIP	4/30/2026	$44,428.39	$100.00	$0.00	$44,428.39
Deposit	NC CLASS LGIP	4/30/2026	$4,380.44	$100.00	$0.00	$4,380.44
Deposit	NC CLASS LGIP	4/30/2026	$12,018.05	$100.00	$0.00	$12,018.05
Deposit	NC CLASS LGIP	4/30/2026	$235,505.56	$100.00	$0.00	$235,505.56
Deposit	NCCMT | Article 39 LGIP	4/30/2026	$9,121.93	$100.00	$0.00	$9,121.93
Deposit	NCCMT | General LGIP	4/30/2026	$28,937.46	$100.00	$0.00	$28,937.46
Deposit	NCIP LGIP	4/30/2026	$313,060.13	$100.00	$0.00	$313,060.13
Deposit	Pinnacle Bank MM	4/30/2026	$4,105.37	$100.00	$0.00	$4,105.37
Deposit	US Bank | Custodian MM	4/30/2026	$2,020,000.00	$100.00	$0.00	$2,020,000.00
Deposit	USB / NCCMT LGIP	4/30/2026	$1.53	$100.00	$0.00	$1.53
Deposit	USB / NCCMT LGIP	4/30/2026	$0.52	$100.00	$0.00	$0.52
Deposit	USB / NCCMT LGIP	4/30/2026	$14.15	$100.00	$0.00	$14.15
Deposit	USB / NCCMT LGIP	4/30/2026	$0.73	$100.00	$0.00	$0.73
Deposit	USB / NCCMT LGIP	4/30/2026	$60,518.72	$100.00	$0.00	$60,518.72
Deposit	USB / NCCMT LGIP	4/30/2026	$16.65	$100.00	$0.00	$16.65
Deposit	USB / NCCMT LGIP	4/30/2026	$5,126.73	$100.00	$0.00	$5,126.73
Deposit	USB / NCCMT LGIP	4/30/2026	$43.43	$100.00	$0.00	$43.43
Deposit	USB / NCCMT LGIP	4/30/2026	$3,843.94	$100.00	$0.00	$3,843.94
Deposit	USB / NCCMT LGIP	4/30/2026	$2.84	$100.00	$0.00	$2.84
Deposit	USB / NCCMT LGIP	4/30/2026	$1.58	$100.00	$0.00	$1.58
Deposit	USB / NCCMT LGIP	4/30/2026	$0.15	$100.00	$0.00	$0.15
Deposit	USB / NCCMT LGIP	4/30/2026	$5.45	$100.00	$0.00	$5.45
Deposit	USB | NCCMT LGIP	4/30/2026	$174.43	$100.00	$0.00	$174.43
Deposit	Wells Fargo Bank | DSS MM	4/30/2026	$12.37	$100.00	$0.00	$12.37
Deposit	Wells Fargo Bank | Inmate MM	4/30/2026	$6,694.04	$100.00	$0.00	$6,694.04

Type	Account Description	Trade Date	Face Amounts/Shares	Price	Interest/Dividends	Total
Deposit	Wells Fargo Bank | Trust MM	4/30/2026	$75.53	$100.00	$0.00	$75.53
Deposit	USB / NCCLASS LGIP	5/30/2026	$19,292,307.57	$100.00	$0.00	$19,292,307.57
Deposit	USB / NCCLASS LGIP	5/30/2026	$1,435,834.79	$100.00	$0.00	$1,435,834.79
Deposit	USB / NCCLASS LGIP	5/30/2026	$4,145,835.59	$100.00	$0.00	$4,145,835.59
Deposit	USB / NCCLASS LGIP	5/30/2026	$2,744,736.42	$100.00	$0.00	$2,744,736.42
Deposit	USB / NCCLASS LGIP	5/30/2026	$770,252.68	$100.00	$0.00	$770,252.68
Deposit	USB / NCCLASS LGIP	5/30/2026	$71,761.30	$100.00	$0.00	$71,761.30
Deposit	USB / NCCLASS LGIP	5/30/2026	$364,631.25	$100.00	$0.00	$364,631.25
Deposit	USB / NCCLASS LGIP	5/30/2026	$14,486.92	$100.00	$0.00	$14,486.92
Deposit	USB / NCCLASS LGIP	5/30/2026	$1,281,952.70	$100.00	$0.00	$1,281,952.70
Deposit	USB / NCCLASS LGIP	5/30/2026	$3,495,704.91	$100.00	$0.00	$3,495,704.91
Deposit	USB / NCCLASS LGIP	5/30/2026	$721,215.75	$100.00	$0.00	$721,215.75
Deposit	USB / NCCLASS LGIP	5/30/2026	$55,604.55	$100.00	$0.00	$55,604.55
Deposit	USB / NCCLASS LGIP	5/30/2026	$259,576.78	$100.00	$0.00	$259,576.78
Deposit	USB / NCCLASS LGIP	5/30/2026	$56,253,261.11	$100.00	$0.00	$56,253,261.11
Deposit	USB / NCCLASS LGIP	5/30/2026	$794,190.09	$100.00	$0.00	$794,190.09
Deposit	USB / NCCLASS LGIP	5/30/2026	$51,215,034.35	$100.00	$0.00	$51,215,034.35
Deposit	FNB Pennsylvania MM	5/31/2026	$14.62	$100.00	$0.00	$14.62
Deposit	FNB Pennsylvania MM	5/31/2026	$15.22	$100.00	$0.00	$15.22
Deposit	FNB Pennsylvania MM	5/31/2026	$25,279.92	$100.00	$0.00	$25,279.92
Deposit	NC CLASS / 2024 GO LGIP	5/31/2026	$17,218.68	$100.00	$0.00	$17,218.68
Deposit	NC CLASS LGIP	5/31/2026	$45,822.70	$100.00	$0.00	$45,822.70
Deposit	NC CLASS LGIP	5/31/2026	$9,998.55	$100.00	$0.00	$9,998.55
Deposit	NC CLASS LGIP	5/31/2026	$13,453,457.30	$100.00	$0.00	$13,453,457.30
Deposit	NC CLASS LGIP	5/31/2026	$12,395.21	$100.00	$0.00	$12,395.21
Deposit	NC CLASS LGIP	5/31/2026	$178,117.73	$100.00	$0.00	$178,117.73
Deposit	NCCMT | Article 39 LGIP	5/31/2026	$6,262.39	$100.00	$0.00	$6,262.39
Deposit	NCCMT | General LGIP	5/31/2026	$17,115.98	$100.00	$0.00	$17,115.98
Deposit	NCCMT | General LGIP	5/31/2026	$4,794,458.60	$100.00	$0.00	$4,794,458.60
Deposit	NCIP LGIP	5/31/2026	$267,991.03	$100.00	$0.00	$267,991.03
Deposit	Pinnacle Bank MM	5/31/2026	$3,859.41	$100.00	$0.00	$3,859.41
Deposit	US Bank | Custodian MM	5/31/2026	$1,230,000.00	$100.00	$0.00	$1,230,000.00
Deposit	USB / Cash Cash	5/31/2026	$3,435,000.00	$100.00	$0.00	$3,435,000.00
Deposit	USB / Cash Cash	5/31/2026	$1,344,250.00	$100.00	$0.00	$1,344,250.00
Deposit	USB / Cash Cash	5/31/2026	$1,057,363.75	$100.00	$0.00	$1,057,363.75
Deposit	USB / Cash Cash	5/31/2026	$1,452,375.00	$100.00	$0.00	$1,452,375.00
Deposit	USB / Cash Cash	5/31/2026	$632,074.25	$100.00	$0.00	$632,074.25
Deposit	USB / Cash Cash	5/31/2026	$7,839,000.00	$100.00	$0.00	$7,839,000.00
Deposit	USB / Cash Cash	5/31/2026	$2,965,000.00	$100.00	$0.00	$2,965,000.00
Deposit	USB / Cash Cash	5/31/2026	$5,516,000.00	$100.00	$0.00	$5,516,000.00
Deposit	USB / NCCLASS LGIP	5/31/2026	$60,574.78	$100.00	$0.00	$60,574.78
Deposit	USB / NCCLASS LGIP	5/31/2026	$584.93	$100.00	$0.00	$584.93
Deposit	USB / NCCLASS LGIP	5/31/2026	$1,688.92	$100.00	$0.00	$1,688.92
Deposit	USB / NCCLASS LGIP	5/31/2026	$1,118.15	$100.00	$0.00	$1,118.15
Deposit	USB / NCCLASS LGIP	5/31/2026	$313.78	$100.00	$0.00	$313.78
Deposit	USB / NCCLASS LGIP	5/31/2026	$21.93	$100.00	$0.00	$21.93
Deposit	USB / NCCLASS LGIP	5/31/2026	$148.54	$100.00	$0.00	$148.54
Deposit	USB / NCCLASS LGIP	5/31/2026	$4.43	$100.00	$0.00	$4.43
Deposit	USB / NCCLASS LGIP	5/31/2026	$522.24	$100.00	$0.00	$522.24
Deposit	USB / NCCLASS LGIP	5/31/2026	$1,424.07	$100.00	$0.00	$1,424.07
Deposit	USB / NCCLASS LGIP	5/31/2026	$220.44	$100.00	$0.00	$220.44

Type	Account Description	Trade Date	Face Amounts/Shares	Price	Interest/Dividends	Total
Deposit	USB / NCCLASS LGIP	5/31/2026	$174.59	$100.00	$0.00	$174.59
Deposit	USB / NCCLASS LGIP	5/31/2026	$105.75	$100.00	$0.00	$105.75
Deposit	USB / NCCLASS LGIP	5/31/2026	$102,271.02	$100.00	$0.00	$102,271.02
Deposit	USB / NCCLASS LGIP	5/31/2026	$323.54	$100.00	$0.00	$323.54
Deposit	USB / NCCLASS LGIP	5/31/2026	$93,111.29	$100.00	$0.00	$93,111.29
Deposit	USB / NCCMT LGIP	5/31/2026	$152.30	$100.00	$0.00	$152.30
Deposit	USB / NCCMT LGIP	5/31/2026	$51.33	$100.00	$0.00	$51.33
Deposit	USB / NCCMT LGIP	5/31/2026	$703.97	$100.00	$0.00	$703.97
Deposit	USB / NCCMT LGIP	5/31/2026	$210.70	$100.00	$0.00	$210.70
Deposit	USB / NCCMT LGIP	5/31/2026	$58,752.40	$100.00	$0.00	$58,752.40
Deposit	USB / NCCMT LGIP	5/31/2026	$834.66	$100.00	$0.00	$834.66
Deposit	USB / NCCMT LGIP	5/31/2026	$9,735.91	$100.00	$0.00	$9,735.91
Deposit	USB / NCCMT LGIP	5/31/2026	$81.09	$100.00	$0.00	$81.09
Deposit	USB / NCCMT LGIP	5/31/2026	$7,052.48	$100.00	$0.00	$7,052.48
Deposit	USB / NCCMT LGIP	5/31/2026	$215.30	$100.00	$0.00	$215.30
Deposit	USB / NCCMT LGIP	5/31/2026	$383.22	$100.00	$0.00	$383.22
Deposit	USB / NCCMT LGIP	5/31/2026	$21.18	$100.00	$0.00	$21.18
Deposit	USB / NCCMT LGIP	5/31/2026	$833.81	$100.00	$0.00	$833.81
Deposit	USB | NCCMT LGIP	5/31/2026	$169.28	$100.00	$0.00	$169.28
Deposit	Wells Fargo Bank | DSS MM	5/31/2026	$12.79	$100.00	$0.00	$12.79
Deposit	FNB Pennsylvania MM	6/30/2026	$16.04	$100.00	$0.00	$16.04
Deposit	FNB Pennsylvania MM	6/30/2026	$14.62	$100.00	$0.00	$14.62
Deposit	FNB Pennsylvania MM	6/30/2026	$24,417.27	$100.00	$0.00	$24,417.27
Deposit	NC CLASS / 2024 GO LGIP	6/30/2026	$16,578.16	$100.00	$0.00	$16,578.16
Deposit	NC CLASS LGIP	6/30/2026	$44,671.86	$100.00	$0.00	$44,671.86
Deposit	NC CLASS LGIP	6/30/2026	$24,624.33	$100.00	$0.00	$24,624.33
Deposit	NC CLASS LGIP	6/30/2026	$12,083.91	$100.00	$0.00	$12,083.91
Deposit	NC CLASS LGIP	6/30/2026	$150,999.24	$100.00	$0.00	$150,999.24
Deposit	NC CLASS LGIP	6/30/2026	$54,917,737.14	$100.00	$0.00	$54,917,737.14
Deposit	NCCMT | Article 39 LGIP	6/30/2026	$5,605.97	$100.00	$0.00	$5,605.97
Deposit	NCCMT | Article 39 LGIP	6/30/2026	$2,556,007.86	$100.00	$0.00	$2,556,007.86
Deposit	NCCMT | General LGIP	6/30/2026	$22,790.85	$100.00	$0.00	$22,790.85
Deposit	NCIP LGIP	6/30/2026	$117,386.03	$100.00	$0.00	$117,386.03
Deposit	Pinnacle Bank MM	6/30/2026	$4,027.01	$100.00	$0.00	$4,027.01
Deposit	Pinnacle Bank MM	6/30/2026	$248,411.61	$100.00	$0.00	$248,411.61
Deposit	US Bank | Custodian MM	6/30/2026	$2,000,000.00	$100.00	$0.00	$2,000,000.00
Deposit	USB / NCCLASS LGIP	6/30/2026	$57,629.59	$100.00	$0.00	$57,629.59
Deposit	USB / NCCLASS LGIP	6/30/2026	$4.33	$100.00	$0.00	$4.33
Deposit	USB / NCCLASS LGIP	6/30/2026	$7.70	$100.00	$0.00	$7.70
Deposit	USB / NCCLASS LGIP	6/30/2026	$33.12	$100.00	$0.00	$33.12
Deposit	USB / NCCLASS LGIP	6/30/2026	$1.42	$100.00	$0.00	$1.42
Deposit	USB / NCCLASS LGIP	6/30/2026	$22.06	$100.00	$0.00	$22.06
Deposit	USB / NCCLASS LGIP	6/30/2026	$1.10	$100.00	$0.00	$1.10
Deposit	USB / NCCLASS LGIP	6/30/2026	$44.22	$100.00	$0.00	$44.22
Deposit	USB / NCCLASS LGIP	6/30/2026	$3,800.73	$100.00	$0.00	$3,800.73
Deposit	USB / NCCLASS LGIP	6/30/2026	$6.50	$100.00	$0.00	$6.50
Deposit	USB / NCCLASS LGIP	6/30/2026	$1.33	$100.00	$0.00	$1.33
Deposit	USB / NCCLASS LGIP	6/30/2026	$170.20	$100.00	$0.00	$170.20
Deposit	USB / NCCLASS LGIP	6/30/2026	$0.48	$100.00	$0.00	$0.48
Deposit	USB / NCCLASS LGIP	6/30/2026	$123,860.57	$100.00	$0.00	$123,860.57
Deposit	USB / NCCLASS LGIP	6/30/2026	$2.16	$100.00	$0.00	$2.16

Type	Account Description	Trade Date	Face Amounts/Shares	Price	Interest/Dividends	Total
Deposit	USB / NCCLASS LGIP	6/30/2026	$152,725.25	$100.00	$0.00	$152,725.25
Deposit	Wells Fargo Bank | DSS MM	6/30/2026	$12.38	$100.00	$0.00	$12.38
Deposit	Wells Fargo Bank | Operating MM	6/30/2026	$11,450,599.19	$100.00	$0.00	$11,450,599.19
Deposit	Wells Fargo Bank | Trust MM	6/30/2026	$63.50	$100.00	$0.00	$63.50
Deposit Total						**$262,285,002.52**
Interest	T-Note 3.75 4/15/2026	4/15/2026	$0.00		$18,750.00	$18,750.00
Interest	FFCB 4 4/28/2026	4/28/2026	$0.00		$20,000.00	$20,000.00
Interest	FNB Pennsylvania MM	4/30/2026	$0.00		$15.22	$15.22
Interest	FNB Pennsylvania MM	4/30/2026	$0.00		$24,552.40	$24,552.40
Interest	NC CLASS / 2024 GO LGIP	4/30/2026	$0.00		$16,694.74	$16,694.74
Interest	NC CLASS LGIP	4/30/2026	$0.00		$44,428.39	$44,428.39
Interest	NC CLASS LGIP	4/30/2026	$0.00		$4,380.44	$4,380.44
Interest	NC CLASS LGIP	4/30/2026	$0.00		$12,018.05	$12,018.05
Interest	NC CLASS LGIP	4/30/2026	$0.00		$235,505.56	$235,505.56
Interest	NCCMT | Article 39 LGIP	4/30/2026	$0.00		$9,121.93	$9,121.93
Interest	NCCMT | General LGIP	4/30/2026	$0.00		$28,937.46	$28,937.46
Interest	NCIP LGIP	4/30/2026	$0.00		$313,060.13	$313,060.13
Interest	Pinnacle Bank 3.69 4/8/2027-26	4/30/2026	$0.00		$36,937.65	$36,937.65
Interest	Pinnacle Bank 3.84 5/21/2026	4/30/2026	$0.00		$32,051.74	$32,051.74
Interest	Pinnacle Bank 4 9/3/2026	4/30/2026	$0.00		$25,268.82	$25,268.82
Interest	Pinnacle Bank MM	4/30/2026	$0.00		$4,105.37	$4,105.37
Interest	USB / NCCMT LGIP	4/30/2026	$0.00		$1.53	$1.53
Interest	USB / NCCMT LGIP	4/30/2026	$0.00		$0.52	$0.52
Interest	USB / NCCMT LGIP	4/30/2026	$0.00		$14.15	$14.15
Interest	USB / NCCMT LGIP	4/30/2026	$0.00		$0.73	$0.73
Interest	USB / NCCMT LGIP	4/30/2026	$0.00		$60,518.72	$60,518.72
Interest	USB / NCCMT LGIP	4/30/2026	$0.00		$16.65	$16.65
Interest	USB / NCCMT LGIP	4/30/2026	$0.00		$5,126.73	$5,126.73
Interest	USB / NCCMT LGIP	4/30/2026	$0.00		$43.43	$43.43
Interest	USB / NCCMT LGIP	4/30/2026	$0.00		$3,843.94	$3,843.94
Interest	USB / NCCMT LGIP	4/30/2026	$0.00		$2.84	$2.84
Interest	USB / NCCMT LGIP	4/30/2026	$0.00		$1.58	$1.58
Interest	USB / NCCMT LGIP	4/30/2026	$0.00		$0.15	$0.15
Interest	USB / NCCMT LGIP	4/30/2026	$0.00		$5.45	$5.45
Interest	USB | NCCMT LGIP	4/30/2026	$0.00		$174.43	$174.43
Interest	Wells Fargo Bank | DSS MM	4/30/2026	$0.00		$12.37	$12.37
Interest	Wells Fargo Bank | Trust MM	4/30/2026	$0.00		$75.53	$75.53
Interest	Pinnacle Bank 3.61 3/11/2027	4/8/2026	$0.00		$41,594.98	$41,594.98
Interest	FNB Pennsylvania 3.66 5/13/2027	5/15/2026	$0.00		$162,098.48	$162,098.48
Interest	T-Note 3.625 5/15/2026	5/15/2026	$0.00		$22,656.25	$22,656.25
Interest	Pinnacle Bank 3.84 5/21/2026	5/21/2026	$0.00		$21,424.21	$21,424.21
Interest	FNB Pennsylvania MM	5/31/2026	$0.00		$14.62	$14.62
Interest	FNB Pennsylvania MM	5/31/2026	$0.00		$25,279.92	$25,279.92
Interest	NC CLASS / 2024 GO LGIP	5/31/2026	$0.00		$17,218.68	$17,218.68
Interest	NC CLASS LGIP	5/31/2026	$0.00		$45,822.70	$45,822.70
Interest	NC CLASS LGIP	5/31/2026	$0.00		$9,998.55	$9,998.55
Interest	NC CLASS LGIP	5/31/2026	$0.00		$12,395.21	$12,395.21
Interest	NC CLASS LGIP	5/31/2026	$0.00		$178,117.73	$178,117.73
Interest	NCCMT | Article 39 LGIP	5/31/2026	$0.00		$6,262.39	$6,262.39
Interest	NCCMT | General LGIP	5/31/2026	$0.00		$17,115.98	$17,115.98
Interest	NCIP LGIP	5/31/2026	$0.00		$267,991.03	$267,991.03

Type	Account Description	Trade Date	Face Amounts/Shares	Price	Interest/Dividends	Total
Interest	Pinnacle Bank 3.69 4/8/2027-26	5/31/2026	$0.00		$38,286.84	$38,286.84
Interest	Pinnacle Bank 4 9/3/2026	5/31/2026	$0.00		$26,198.63	$26,198.63
Interest	Pinnacle Bank MM	5/31/2026	$0.00		$3,859.41	$3,859.41
Interest	USB / NCCLASS LGIP	5/31/2026	$0.00		$60,574.78	$60,574.78
Interest	USB / NCCLASS LGIP	5/31/2026	$0.00		$584.93	$584.93
Interest	USB / NCCLASS LGIP	5/31/2026	$0.00		$1,688.92	$1,688.92
Interest	USB / NCCLASS LGIP	5/31/2026	$0.00		$1,118.15	$1,118.15
Interest	USB / NCCLASS LGIP	5/31/2026	$0.00		$313.78	$313.78
Interest	USB / NCCLASS LGIP	5/31/2026	$0.00		$21.93	$21.93
Interest	USB / NCCLASS LGIP	5/31/2026	$0.00		$148.54	$148.54
Interest	USB / NCCLASS LGIP	5/31/2026	$0.00		$4.43	$4.43
Interest	USB / NCCLASS LGIP	5/31/2026	$0.00		$522.24	$522.24
Interest	USB / NCCLASS LGIP	5/31/2026	$0.00		$1,424.07	$1,424.07
Interest	USB / NCCLASS LGIP	5/31/2026	$0.00		$220.44	$220.44
Interest	USB / NCCLASS LGIP	5/31/2026	$0.00		$174.59	$174.59
Interest	USB / NCCLASS LGIP	5/31/2026	$0.00		$105.75	$105.75
Interest	USB / NCCLASS LGIP	5/31/2026	$0.00		$102,271.02	$102,271.02
Interest	USB / NCCLASS LGIP	5/31/2026	$0.00		$323.54	$323.54
Interest	USB / NCCLASS LGIP	5/31/2026	$0.00		$93,111.29	$93,111.29
Interest	USB / NCCMT LGIP	5/31/2026	$0.00		$152.30	$152.30
Interest	USB / NCCMT LGIP	5/31/2026	$0.00		$51.33	$51.33
Interest	USB / NCCMT LGIP	5/31/2026	$0.00		$703.97	$703.97
Interest	USB / NCCMT LGIP	5/31/2026	$0.00		$210.70	$210.70
Interest	USB / NCCMT LGIP	5/31/2026	$0.00		$58,752.40	$58,752.40
Interest	USB / NCCMT LGIP	5/31/2026	$0.00		$834.66	$834.66
Interest	USB / NCCMT LGIP	5/31/2026	$0.00		$9,735.91	$9,735.91
Interest	USB / NCCMT LGIP	5/31/2026	$0.00		$81.09	$81.09
Interest	USB / NCCMT LGIP	5/31/2026	$0.00		$7,052.48	$7,052.48
Interest	USB / NCCMT LGIP	5/31/2026	$0.00		$215.30	$215.30
Interest	USB / NCCMT LGIP	5/31/2026	$0.00		$383.22	$383.22
Interest	USB / NCCMT LGIP	5/31/2026	$0.00		$21.18	$21.18
Interest	USB / NCCMT LGIP	5/31/2026	$0.00		$833.81	$833.81
Interest	USB | NCCMT LGIP	5/31/2026	$0.00		$169.28	$169.28
Interest	Wells Fargo Bank | DSS MM	5/31/2026	$0.00		$12.79	$12.79
Interest	Wells Fargo Bank | Trust MM	5/31/2026	$0.00		$73.39	$73.39
Interest	Pinnacle Bank 3.61 3/11/2027	5/8/2026	$0.00		$37,338.97	$37,338.97
Interest	FHLB 4.75 6/12/2026	6/12/2026	$0.00		$23,750.00	$23,750.00
Interest	T-Note 4.125 6/15/2026	6/15/2026	$0.00		$20,625.00	$20,625.00
Interest	FNB Pennsylvania MM	6/30/2026	$0.00		$16.04	$16.04
Interest	FNB Pennsylvania MM	6/30/2026	$0.00		$24,417.27	$24,417.27
Interest	NC CLASS / 2024 GO LGIP	6/30/2026	$0.00		$16,578.16	$16,578.16
Interest	NC CLASS LGIP	6/30/2026	$0.00		$44,671.86	$44,671.86
Interest	NC CLASS LGIP	6/30/2026	$0.00		$24,624.33	$24,624.33
Interest	NC CLASS LGIP	6/30/2026	$0.00		$12,083.91	$12,083.91
Interest	NC CLASS LGIP	6/30/2026	$0.00		$12,083.91	$12,083.91
Interest	NC CLASS LGIP	6/30/2026	$0.00		$150,999.24	$150,999.24
Interest	NCCMT | General LGIP	6/30/2026	$0.00		$22,790.85	$22,790.85
Interest	NCIP LGIP	6/30/2026	$0.00		$117,386.03	$117,386.03
Interest	Pinnacle Bank 3.69 4/8/2027-26	6/30/2026	$0.00		$37,166.06	$37,166.06
Interest	Pinnacle Bank 4 9/3/2026	6/30/2026	$0.00		$25,438.38	$25,438.38
Interest	Pinnacle Bank MM	6/30/2026	$0.00		$4,027.01	$4,027.01

Type	Account Description	Trade Date	Face Amounts/Shares	Price	Interest/Dividends	Total
Interest	USB / NCCLASS LGIP	6/30/2026	$0.00		$57,629.59	$57,629.59
Interest	USB / NCCLASS LGIP	6/30/2026	$0.00		$4.33	$4.33
Interest	USB / NCCLASS LGIP	6/30/2026	$0.00		$7.70	$7.70
Interest	USB / NCCLASS LGIP	6/30/2026	$0.00		$33.12	$33.12
Interest	USB / NCCLASS LGIP	6/30/2026	$0.00		$1.42	$1.42
Interest	USB / NCCLASS LGIP	6/30/2026	$0.00		$22.06	$22.06
Interest	USB / NCCLASS LGIP	6/30/2026	$0.00		$1.10	$1.10
Interest	USB / NCCLASS LGIP	6/30/2026	$0.00		$44.22	$44.22
Interest	USB / NCCLASS LGIP	6/30/2026	$0.00		$3,800.73	$3,800.73
Interest	USB / NCCLASS LGIP	6/30/2026	$0.00		$6.50	$6.50
Interest	USB / NCCLASS LGIP	6/30/2026	$0.00		$1.33	$1.33
Interest	USB / NCCLASS LGIP	6/30/2026	$0.00		$170.20	$170.20
Interest	USB / NCCLASS LGIP	6/30/2026	$0.00		$0.48	$0.48
Interest	USB / NCCLASS LGIP	6/30/2026	$0.00		$123,860.57	$123,860.57
Interest	USB / NCCLASS LGIP	6/30/2026	$0.00		$2.16	$2.16
Interest	USB / NCCLASS LGIP	6/30/2026	$0.00		$152,725.25	$152,725.25
Interest	Wells Fargo Bank | DSS MM	6/30/2026	$0.00		$12.38	$12.38
Interest	Wells Fargo Bank | Trust MM	6/30/2026	$0.00		$63.50	$63.50
Interest	FNB Pennsylvania 3.65 12/6/2026	6/6/2026	$0.00		$146,620.38	$146,620.38
Interest	Pinnacle Bank 3.61 3/11/2027	6/8/2026	$0.00		$41,825.98	$41,825.98
Interest Total						**$3,234,724.49**
Matured	T-Note 3.75 4/15/2026	4/15/2026	$1,000,000.00	$0.00	$0.00	$1,000,000.00
Matured	FFCB 4 4/28/2026	4/28/2026	$1,000,000.00	$0.00	$0.00	$1,000,000.00
Matured	T-Note 3.625 5/15/2026	5/15/2026	$1,250,000.00	$0.00	$0.00	$1,250,000.00
Matured	Pinnacle Bank 3.84 5/21/2026	5/21/2026	$11,578.63	$0.00	$0.00	$11,578.63
Matured	Pinnacle Bank 3.84 5/21/2026	5/21/2026	$29,726.51	$0.00	$0.00	$29,726.51
Matured	Pinnacle Bank 3.84 5/21/2026	5/21/2026	$32,051.74	$0.00	$0.00	$32,051.74
Matured	Pinnacle Bank 3.84 5/21/2026	5/21/2026	$32,703.06	$0.00	$0.00	$32,703.06
Matured	Pinnacle Bank 3.84 5/21/2026	5/21/2026	$32,809.83	$0.00	$0.00	$32,809.83
Matured	Pinnacle Bank 3.84 5/21/2026	5/21/2026	$33,013.96	$0.00	$0.00	$33,013.96
Matured	Pinnacle Bank 3.84 5/21/2026	5/21/2026	$10,000,000.00	$0.00	$0.00	$10,000,000.00
Matured	FHLB 4.75 6/12/2026	6/12/2026	$1,000,000.00	$0.00	$0.00	$1,000,000.00
Matured	T-Note 4.125 6/15/2026	6/15/2026	$1,000,000.00	$0.00	$0.00	$1,000,000.00
Matured Total						**$15,421,883.73**
Sell	Pinnacle Bank 3.61 3/11/2027	4/1/2026	$247,750.00	$0.00	$0.00	$247,750.00
Sell Total						**$247,750.00**
Withdraw	FNB Pennsylvania MM	4/30/2026	$15.22	$0.00	$0.00	$15.22
Withdraw	NC CLASS LGIP	4/30/2026	$7,000,000.00	$0.00	$0.00	$7,000,000.00
Withdraw	NCCMT | Article 39 LGIP	4/30/2026	$890,742.31	$0.00	$0.00	$890,742.31
Withdraw	NCCMT | General LGIP	4/30/2026	$8,239,075.31	$0.00	$0.00	$8,239,075.31
Withdraw	Pinnacle Bank MM	4/30/2026	$25.20	$0.00	$0.00	$25.20
Withdraw	Wells Fargo Bank | Operating MM	4/30/2026	$2,401,346.10	$0.00	$0.00	$2,401,346.10
Withdraw	Wells Fargo Bank | Trust MM	4/30/2026	$10,396.84	$0.00	$0.00	$10,396.84
Withdraw	FNB Pennsylvania MM	5/31/2026	$14.62	$0.00	$0.00	$14.62
Withdraw	NC CLASS LGIP	5/31/2026	$43,453,457.30	$0.00	$0.00	$43,453,457.30
Withdraw	NCCMT | Article 39 LGIP	5/31/2026	$867,519.30	$0.00	$0.00	$867,519.30
Withdraw	NCIP LGIP	5/31/2026	$47,000,000.00	$0.00	$0.00	$47,000,000.00
Withdraw	Pinnacle Bank MM	5/31/2026	$248,502.41	$0.00	$0.00	$248,502.41
Withdraw	USB / NCCMT LGIP	5/31/2026	$660.68	$0.00	$0.00	$660.68
Withdraw	USB / NCCMT LGIP	5/31/2026	$222.78	$0.00	$0.00	$222.78

Type	Account Description	Trade Date	Face Amounts/Shares	Price	Interest/Dividends	Total
Withdraw	USB / NCCMT LGIP	5/31/2026	$5,397.91	$0.00	$0.00	$5,397.91
Withdraw	USB / NCCMT LGIP	5/31/2026	$452.25	$0.00	$0.00	$452.25
Withdraw	USB / NCCMT LGIP	5/31/2026	$19,292,307.57	$0.00	$0.00	$19,292,307.57
Withdraw	USB / NCCMT LGIP	5/31/2026	$6,357.59	$0.00	$0.00	$6,357.59
Withdraw	USB / NCCMT LGIP	5/31/2026	$1,710,094.42	$0.00	$0.00	$1,710,094.42
Withdraw	USB / NCCMT LGIP	5/31/2026	$14,486.92	$0.00	$0.00	$14,486.92
Withdraw	USB / NCCMT LGIP	5/31/2026	$1,281,952.70	$0.00	$0.00	$1,281,952.70
Withdraw	USB / NCCMT LGIP	5/31/2026	$1,157.75	$0.00	$0.00	$1,157.75
Withdraw	USB / NCCMT LGIP	5/31/2026	$908.09	$0.00	$0.00	$908.09
Withdraw	USB / NCCMT LGIP	5/31/2026	$69.30	$0.00	$0.00	$69.30
Withdraw	USB / NCCMT LGIP	5/31/2026	$2,639.79	$0.00	$0.00	$2,639.79
Withdraw	USB | NCCMT LGIP	5/31/2026	$55,604.55	$0.00	$0.00	$55,604.55
Withdraw	Wells Fargo Bank | Inmate MM	5/31/2026	$109,329.13	$0.00	$0.00	$109,329.13
Withdraw	Wells Fargo Bank | Operating MM	5/31/2026	$6,022,641.39	$0.00	$0.00	$6,022,641.39
Withdraw	FNB Pennsylvania MM	6/30/2026	$16.04	$0.00	$0.00	$16.04
Withdraw	NC CLASS / 2024 GO LGIP	6/30/2026	$1,019,046.98	$0.00	$0.00	$1,019,046.98
Withdraw	NC CLASS LGIP	6/30/2026	$10,766,520.37	$0.00	$0.00	$10,766,520.37
Withdraw	NCCMT | General LGIP	6/30/2026	$378,240.93	$0.00	$0.00	$378,240.93
Withdraw	NCIP LGIP	6/30/2026	$20,000,000.00	$0.00	$0.00	$20,000,000.00
Withdraw	Truist Bank Cash	6/30/2026	$5,251,359.66	$0.00	$0.00	$5,251,359.66
Withdraw	USB / Cash Cash	6/30/2026	$3,435,000.00	$0.00	$0.00	$3,435,000.00
Withdraw	USB / Cash Cash	6/30/2026	$1,344,250.00	$0.00	$0.00	$1,344,250.00
Withdraw	USB / Cash Cash	6/30/2026	$1,057,363.75	$0.00	$0.00	$1,057,363.75
Withdraw	USB / Cash Cash	6/30/2026	$1,452,375.00	$0.00	$0.00	$1,452,375.00
Withdraw	USB / Cash Cash	6/30/2026	$632,074.25	$0.00	$0.00	$632,074.25
Withdraw	USB / Cash Cash	6/30/2026	$7,839,000.00	$0.00	$0.00	$7,839,000.00
Withdraw	USB / Cash Cash	6/30/2026	$2,965,000.00	$0.00	$0.00	$2,965,000.00
Withdraw	USB / Cash Cash	6/30/2026	$5,516,000.00	$0.00	$0.00	$5,516,000.00
Withdraw	USB / NCCLASS LGIP	6/30/2026	$6,973,508.96	$0.00	$0.00	$6,973,508.96
Withdraw	USB / NCCLASS LGIP	6/30/2026	$1,435,000.00	$0.00	$0.00	$1,435,000.00
Withdraw	USB / NCCLASS LGIP	6/30/2026	$4,145,000.00	$0.00	$0.00	$4,145,000.00
Withdraw	USB / NCCLASS LGIP	6/30/2026	$2,735,000.00	$0.00	$0.00	$2,735,000.00
Withdraw	USB / NCCLASS LGIP	6/30/2026	$770,100.00	$0.00	$0.00	$770,100.00
Withdraw	USB / NCCLASS LGIP	6/30/2026	$71,761.43	$0.00	$0.00	$71,761.43
Withdraw	USB / NCCLASS LGIP	6/30/2026	$364,420.00	$0.00	$0.00	$364,420.00
Withdraw	USB / NCCLASS LGIP	6/30/2026	$551,585.03	$0.00	$0.00	$551,585.03
Withdraw	USB / NCCLASS LGIP	6/30/2026	$3,495,000.00	$0.00	$0.00	$3,495,000.00
Withdraw	USB / NCCLASS LGIP	6/30/2026	$721,000.00	$0.00	$0.00	$721,000.00
Withdraw	USB / NCCLASS LGIP	6/30/2026	$259,525.00	$0.00	$0.00	$259,525.00
Withdraw	USB / NCCLASS LGIP	6/30/2026	$31,449,900.66	$0.00	$0.00	$31,449,900.66
Withdraw	USB / NCCLASS LGIP	6/30/2026	$793,806.26	$0.00	$0.00	$793,806.26
Withdraw	USB / NCCLASS LGIP	6/30/2026	$18,790,183.02	$0.00	$0.00	$18,790,183.02
Withdraw	Wells Fargo Bank | Inmate MM	6/30/2026	$3,928.25	$0.00	$0.00	$3,928.25
Withdraw	Wells Fargo Bank | Trust MM	6/30/2026	$15,238.21	$0.00	$0.00	$15,238.21
Withdraw Total						**$272,846,581.23**

Appendix E
General Fund Budget Amendments

Adopted General Fund Budget:	**7/1/2025**	**$433,096,618**
First Quarter Amendments:		
Carryforward Amounts from FY2025	August	609,656
Appropriation of Article 39 Sales Tax for School Operating Expenses	September	4,092,419
Second Quarter Amendments:		
Additional funding allocated to HHS supporting the MTAJ-NC Food Stamp Employment and Training Program in FY26.	November	44,557
Appropriation of Permits and Inspections restricted fund balance for court-ordered debris removal.	November	17,000
Received funding under the Disaster Recovery Act of 2024 for Child Welfare support.	November	150,000
Third Quarter Amendments:		
Reimbursement of NC USAR Task Force 2 Mission in Response to Tropical Storm Erin	January	63,510
Realize Insurance Proceeds for Purchase of Replacement Vehicles	January	26,715
Fourth Quarter Amendments:		
Additional Nurse Family Partnership funding revenue.	April	$ 144,687
Reimbursement of NC USAR Task Force 2 Mission in Response to Helene.	April	$ 424,184
Transfer of ad valorem revenue to Woodfin Project Development Financing (PDF) Fund.	May	$ 533,079
Increasing capacity for debt service charges and debt issuance costs.	June	$ 4,427
GASB lease and subscription adjustments.	June	$ 11,418,749
Amended General Fund Budget	**6/30/2026**	**$450,625,601**

Appendix F
Fund Report

SUMMARY ANNUAL FUNDS	Amended Budget	Revenue		Expenditures	
Fund		YTD Actual	% of Budget	YTD Actual	% of Budget
100 General	$450,625,601	$465,170,937	103.2%	$445,006,503	98.8%
120 Air Quality	$1,262,912	$1,370,701	108.5%	$1,126,696	89.2%
220 Occupancy Tax	$40,000,000	$32,470,636	81.2%	$32,470,636	81.2%
221 Reappraisal Reserve Fund	$703,280	$422,000	60.0%	$548,778	78.0%
223 911	$1,590,388	$603,011	37.9%	$1,566,427	98.5%
225 ROD Automation	$135,000	$163,541	121.1%	$96,347	71.4%
226 Register of Deeds	$292,000	$257,637	88.2%	$257,637	88.2%
228 Special Taxing Districts	$69,585,716	$68,142,147	97.9%	$68,142,147	97.9%
229 Opioid Settlement	$3,218,194	$2,274,832	70.7%	$3,225,981	100.2%
230 Transportation	$7,003,618	$6,626,499	94.6%	$6,241,643	89.1%
231 Woodfin PDF	$818,468	$854,916	104.5%	$815,665	99.7%
270 Forfeitures	$276,280	$141,740	51.3%	$276,279	100.0%
272 Sondley Estate Trust Fund	$0	$29,661	0.0%	$0	0.0%
273 School Fines and Forfeitures	$2,000,000	$1,128,687	56.4%	$1,128,687	56.4%
276 Representative Payee	$900,000	$608,108	67.6%	$632,710	70.3%
466 Solid Waste	$18,398,565	$14,923,137	81.1%	$16,614,047	90.3%
469 Inmate Commissary	$450,000	$407,441	90.5%	$445,804	99.1%
480 Health and Dental Insurance	$48,190,721	$44,260,993	91.8%	$48,302,857	100.2%
481 LGERS Stabilization	$395,550	$0	0.0%	$0	0.0%
482 Medicare Benefits	$986,579	$939,098	95.2%	$976,851	99.0%
483 Workers' Compensation	$2,279,422	$1,473,875	64.7%	$1,020,263	44.8%
484 Property and Liability Insurance	$3,639,733	$4,150,082	114.0%	$1,905,298	52.3%
Total	**$652,752,027**	**$646,419,679**	**99.0%**	**$630,801,256**	**96.6%**

SUMMARY MULTI-YEAR FUNDS	Amended Budget	Revenue		Expenditures	
Fund		YTD Actual	% of Budget	YTD Actual	% of Budget
224 Special Programs	$58,629,859	$44,798,163	76.4%	$36,255,913	61.8%
326 Public School Capital Needs Fund	$309,257,017	$346,262,805	112.0%	$269,628,934	87.2%
327 Grant Projects	$214,692,825	$138,612,900	64.6%	$128,113,520	59.7%
333 AB Tech	$113,894,590	$127,777,089	112.2%	$92,548,538	81.3%
335 Public School ADM Sales Tax and Lottery Projects	$79,952,791	$73,920,534	92.5%	$73,920,537	92.5%
341 Capital Project	$150,292,093	$123,203,895	82.0%	$83,715,377	55.7%
342 Landfill Capital Projects	$21,336,434	$17,868,176	83.7%	$14,232,162	66.7%
343 Housing/Open Space Bond Projects	$52,608,391	$48,912,575	93.0%	$18,753,250	35.6%
Total	**$1,000,664,000**	**$921,356,137**	**92.1%**	**$717,168,232**	**71.7%**

Appendix G
General Fund by Function

SUMMARY GENERAL FUND	Revenue			Expenditures		
Summary General Fund	Amended Budget	YTD Actual	% of Budget	Amended Budget	YTD Actual	% of Budget
Cultural and Recreational	$642,018	$676,449	105.4%	$12,143,792	$11,513,493	94.8%
Debt	$592,067	$667,694	112.8%	$22,098,815	$22,026,726	99.7%
Economic & Physical Development	$5,173,916	$6,816,816	131.8%	$10,806,694	$10,121,640	93.7%
Education	$-	$96,700	-	$125,896,840	$125,896,840	100.0%
General Government	$21,526,998	$15,990,469	74.3%	$74,177,634	$72,528,134	97.8%
General Revenues	$351,474,484	$360,493,817	102.6%	$-	$-	-
Health and Human Services	$46,012,293	$48,185,434	104.7%	$96,719,764	$94,327,884	97.5%
Other Financing Sources and Uses	$19,453,007	$20,763,504	106.7%	$99,175,366	$98,985,091	99.8%
Public Safety	$5,750,818	$11,480,053	199.6%	$9,606,696	$9,606,696	100.0%
Total	**$450,625,601**	**$465,170,937**	**103.2%**	**$450,625,601**	**$445,006,503**	**98.8%**

Appendix H
Procurement Activities

Procurement activity is typically highest in the first quarter as the County establishes new contracts, renews annual agreements, and secures goods and services for the fiscal year. Activity in subsequent quarters generally reflects ongoing operational needs and additional purchases throughout the year.

During Q4 FY2026, the County executed 187 contracts and purchase order transactions totaling $43.1 million. These actions supported operations across multiple service areas and were completed in accordance with County purchasing policies and applicable state requirements. Procurement activity within the General Fund is reported at a functional level, as shown below, while procurement related to capital project funds, grant-funded programs, enterprise funds, and other non–General Fund activities is consolidated under "Other Funds." This structure provides clear insight into core County operations while maintaining comprehensive visibility across all funds.

Function	# of POs/Contracts	POs/Contracts $
Cultural and Recreational	11	$0.1M
Debt	0	$0.0M
General Government	78	$19.3M
Health and Human Services	14	$0.1M
Public Safety	26	$0.6M
Other Funds	58	$22.9M
Total	**187**	**$43.1M**

The Buncombe County Procurement Manual requires periodic reporting of procurement transactions with a total contract value of $90,000 or greater. The following section provides a breakdown of Q4 activity by cost center, including both Board-approved items and those that fall within delegated approval authority. Some contracts may appear below the $90,000 threshold because they span multiple cost centers, and the amounts shown reflect the portion allocated to each individual cost center rather than the total contract value.

Supplier Contracts and Purchase Orders Over $90,000 Total Contract Amount		
Cost Center	**Supplier**	**Amount**
911 Operations	Motorola Solutions, Inc.	$1,947
Affordable Housing	Roers Asheville Apartments Owner LLC	$357,411
Affordable Housing	WSP USA Inc	$147,740
Asheville City Schools	J Bartholomew Construction LLC	$352,071
Detention Center	Point Security, Inc.	$204,072
Emergency Services	ZOLL Medical Corporation	$127,428
Finance	Trinity Baptist Church of Asheville	$99,970
General Services	First American Title Insurance Company National Commercial Services	$7,100,955
General Services	High Rock Waterproofing Inc	$47,116
General Services	Rose Paving LLC	$21,070
General Services	Volunteer Restoration Inc.	$15,000
General Services	Johnson Controls Building Solutions LLC	$111,047
Information Technology	Software House International Corp.	$875,138
Information Technology	Staples, Inc.	$210,978
Transportation	RouteMatch Software LLC	$6,745,915
Total		**$44,286,606**

Relevant Financial Policies

Fund Balance Policy

Debt Policy

Investment Policy

Buncombe County Board of Commissioners

Request for Board Action

Meeting Date: November 17, 2026

PRESENTATIONS

Department: Governing Body

Presenter(s): Amanda Edwards, Chair, Board of Commissioners

Contact: Amanda Edwards, Chair, Board of Commissioners

Subject: Proclamation Honoring Commissioner Martin Moore

Brief Summary:

Proclamation honoring Commissioner Martin Moore's service to the residents of Buncombe County as the District 2 Commissioner from December 2022 through December 2026.

Recommended Motion & Requested Action:

Attachments:

1. Martin Moore

HONORING COMMISSIONER MARTIN MOORE

WHEREAS, Commissioner Martin Moore was elected to serve the residents of Buncombe County as the District 2 Commissioner and served from December 2022 through December 2026; and,

WHEREAS, Commissioner Moore provided leadership and oversight as the Criminal Justice Coordinating Council developed and adopted a strategic plan that set a clear direction for collaborative criminal justice efforts across the community; and,

WHEREAS, Commissioner Moore fostered strong and productive relationships among courthouse partners, promoting collaboration and communication; and,

WHEREAS, Commissioner Moore was a strong advocate for children through his service as Commissioner. As chair of the Early Childhood Education and Development Committee, his leadership helped strengthen long-term support for young children and the professionals who care for them, ensuring the community's policies reflect a commitment to opportunity, wellbeing, and future success; and,

WHEREAS, Commissioner Moore served on the Early Childhood and Development Fund Committee as Chair, the Justice Resource Advisory Council, the Juvenile Crime Prevention Council, the Metropolitan Sewerage District Board, and on the AB-Tech Joint Advisory Committee; and,

WHEREAS, Commissioner Moore was selected by his fellow Commissioners to serve as Vice Chair of the Board, demonstrating the trust and confidence placed in his leadership; and,

WHEREAS, through his leadership, partnership, and commitment to public service, Commissioner Moore has made lasting contributions that will continue to benefit Buncombe County and its residents for years to come,

NOW, THEREFORE, BE IT PROCLAIMED that the Buncombe County Board of Commissioners hereby extends its sincere appreciation and gratitude to

Commissioner Martin Moore

For his dedicated service, leadership, and meaningful contributions to Buncombe County and its residents, and wishes Commissioner Moore continued success as the Buncombe County District Attorney.

This 17th day of November, 2026.

Amanda Edwards

Amanda Edwards, Chair
Buncombe County Board of Commissioners

Buncombe County Board of Commissioners

Request for Board Action

Meeting Date: November 17, 2026

PRESENTATIONS

Department: Governing Body

Presenter(s): Amanda Edwards, Chair, Board of Commissioners

Contact: Amanda Edwards, Chair, Board of Commissioners

Subject: Proclamation Honoring Commissioner Drew Ball

Brief Summary:

Proclamation honoring Commissioner Drew Ball's service to the residents of Buncombe County as an appointed member of the Buncombe County Board of Commissioners, representing District 3 from January 2025 through December 2026.

Recommended Motion & Requested Action:

Attachments:

1. Drew Ball

HONORING COMMISSIONER DREW BALL

WHEREAS, Commissioner Drew Ball faithfully served the residents of Buncombe County as an appointed member of the Buncombe County Board of Commissioners, representing District 3 from January 2025 through December 2026; and,

WHEREAS, Commissioner Ball joined the Board during a critical period in Buncombe County's history, bringing a commitment to public service, thoughtful leadership, and community collaboration as the County navigated the challenges of recovery and rebuilding following Hurricane Helene; and,

WHEREAS, Commissioner Ball was a steadfast champion of sustainability throughout his tenure, helping advance Commercial Property Assessed Clean Energy (C-PACE) financing in Buncombe County, expanding opportunities for local businesses and property owners to invest in energy efficiency, renewable energy, and resiliency improvements; and,

WHEREAS, recognizing the importance of safe roads for all who travel them, Commissioner Ball sponsored the Board's resolution supporting Lennie's Law, advocating for enhanced bicycle safety measures and honoring the lives lost in a tragic cycling accident; and,

WHEREAS, Commissioner Ball championed regional connectivity and transportation opportunities, bringing Western North Carolina passenger rail efforts before the Board for support and sponsorship; and,

WHEREAS, Commissioner Ball served on the Affordable Housing Committee, Environmental and Energy Stewardship Committee, the Continuum of Care Homelessness Board, the Local Emergency Planning Committee, and the French Broad Metropolitan Organization (MPO); and,

WHEREAS, his dedication to community service extends far beyond the boardroom, including his service as a volunteer firefighter, reflecting his willingness to serve his neighbors and contribute to the well-being of the community in meaningful ways,

NOW, THEREFORE, BE IT PROCLAIMED that the Buncombe County Board of Commissioners hereby extends its sincere appreciation and gratitude to

Commissioner Drew Ball

For his dedicated service, leadership, and meaningful contributions to Buncombe County and its residents, and wishes Commissioner Ball continued success as a City of Asheville Council Member, recognizing his commitment to public service and the continued betterment of our community.

This 17th day of November, 2026.

Amanda Edwards, Chair
Buncombe County Board of Commissioners

Buncombe County Board of Commissioners

Request for Board Action

Meeting Date: November 17, 2026

NEW BUSINESS

Department: Strategic Partnerships **Presenter(s):** Rachael Sawyer, Strategic Partnerships Director

Contact: Rachael Sawyer, Strategic Partnerships Director

Subject: COVID Recovery Funding Reallocation

Brief Summary:

In 2021, Buncombe County was awarded a total of $50,733,290 in Coronavirus State and Local Fiscal Recovery Funds ("COVID Recovery Funding") via the American Rescue Plan Act (ARPA) to invest toward recovery from COVID-19 and its negative economic impacts.These funds were assigned to projects on a rolling basis by Commissioners and fully obligated by the federal deadline of December 31, 2024. All funds must be fully spent by December 31, 2026.

As of November 2026, 98% of funding spent, and 48 of 54 projects have closed. Multiple projects have balances that will not be used by December 31, 2026 and therefore have balances available for reallocation. Funds may be transferred to other open projects, and staff is recommending the following reallocation:

- $10,348 to Fund Administration
- $89,465 to Operational Costs for Helene Response

A final results report will be delivered to Buncombe County Commissioners in January 2027.

Recommended Motion & Requested Action:

Approval of reallocations as recommended

Attachments:

1. Presentation

COVID RECOVERY FUNDING

Proposed Reallocations

November 17, 2026

Strategic Partnerships

FUNDING OVERVIEW

- American Rescue Plan Act (ARPA) Federal aid to state & local governments / Coronavirus **State & Local Fiscal Recovery Funds** (SLFRF)
- Aid toward recovery from COVID-19 and its negative economic impacts
- Direct, flexible funding from U.S. Treasury
- **Buncombe County allocation: $50.7 Million**

TIMELINE

March 11, 2021
ARPA Signed into Law

December 31, 2024
Obligation Deadline

December 31, 2026
Expenditure Deadline

PREPARING FOR CLOSEOUT

Why we're here today!

Priorities with <2 months remaining:

- **Reallocating unused project balances**
- Closing out remaining open projects
- Final compliance reporting to US Treasury
- Final reporting on use of funds & community impact
- Audit-ready record retention

GRANT STATUS

As of September 30, 2026:

- 100% of funds received ($50,733,290)
- 98% of funding spent ($49,951,136)
- 88% of projects completed (54 projects; 48 completed)

  - Remaining balance on six open projects must be fully expended no later than December 31, 2026
  - Goal of reallocation between projects is to spend 100% of funding within timeframe

REALLOCATION CONSTRAINTS

If projects have unused funds, they may only be transferred to another project under specific conditions:

- Must be an **existing project** (no new projects)
- Must be a currently **open project** (no re-opening projects)
- Must be within **existing scope of work** (no new activities or categories of spending)
- Must comply with **Federal Uniform Guidance**
- Must be **fully expended by December 31, 2026**

STATUS OF OPEN PROJECTS

Open Projects	Total Budget	Remaining Balance	Status
Broadband	$ 458,287	$ 229,144	Final payments for remaining balance expected early December
Community Paramedic Collaborative	$ 2,518,958	$ 84,995	Two positions funded through 12/11 with final payroll paid on 12/24; projected to have a remaining balance
Coxe Avenue Affordable Housing Development	$ 183,380	$ 103,100	Final payments of remaining balance expected mid-December
Ferry Road Infrastructure	$ 1,241,189	$ 253,395	Partial payment of remaining balance expected mid-December; projected to have a remaining balance due to project delays
Fund Administration	$ 978,699	$ 27,152	One position funded through 1/29/27 to cover grant closeout activities as allowed by US Treasury; projected to need additional funds
Operational Costs for Helene Response	$ 3,831,612	$ 16,673	Eligible costs identified to use remaining project balance and potential unused project balances

REQUEST FOR BOARD ACTION

Consider approval of reallocations as listed:

Project	Increase	Decrease
Community Paramedic Collaborative		$ (52,995)
Ferry Road Infrastructure		$ (46,818)
Fund Administration	$ 10,348	
Operational Costs for Helene Response	$ 89,465	
TOTAL	**$ 99,813**	**$ (99,813)**

NEXT STEPS

- November
  - Reallocation of project funds
  - Audit-ready closeout files
- December
  - Final project payments
  - Close remaining projects
- January
  - Closeout report for US Treasury
  - Performance report for Buncombe County Commissioners

QUESTIONS?

Buncombe County Board of Commissioners

Request for Board Action

Meeting Date: November 17, 2026

NEW BUSINESS

Department: Intergovernmental Relations **Presenter(s):** Josh Hallingse, Intergovernmental Relations Director

Contact: Josh Hallingse, Intergovernmental Relations Director

Subject: Approval of the Buncombe County Legislative Agenda, 2026-2027 Biennium of the North Carolina General Assembly

Brief Summary:

Before the beginning of each legislative session the Intergovernment Relations Department works with both Buncombe County department directors and the Board of Commissioners to create a legislative agenda which outlines organizational policy and appropriation goals for the upcoming session of the North Carolina General Assembly. Staff began this process in August, 2026 and included an analysis of the prior agenda, an assessment of needs and department director feedback on issues impacting various departments and public services. A draft agenda was presented at the November briefing. Formal adoption is requested in November so that this policy documents can be presented to members of the NCGA as they open the next legislative session.

Recommended Motion & Requested Action:

Move to adopt the Buncombe County Legislative Agenda for the 2026-2027 Biennium of NCGA as presented.

Attachments:

1. Presentation
2. 2026-27 Buncombe County Legislative Agenda

Legislative Agenda
2026-2027 Biennium of NCGA

Intergovernmental Affairs

Legislative Agenda Process

- November 17: Regular meeting
  - Full draft in board packet
- January 25: Legislative meeting at East Asheville Library
- Ongoing: Ward & Smith will develop 1-pagers that further outline top priorities and assist the board and our organization in implementation.

Observed Trends and Patterns

Five broad categories emerged during department director and board member engagement:

- Mental health
- Criminal justice
- Tax & regulatory items
- Economic recovery
- Disaster preparedness

Agenda: Highlights

- Amend eligibility criteria for the NC Building Reuse Tool and other NC Commerce Tier and census tract driven economic development programs typically reserved for Tier 2 counties.
- Support expansion of the IVC transport and the NC healthy opportunities pilot programs to Buncombe County.
- Seek legislation to modify the SNAP/FNS payment error rate penalty distribution, included in SB 257, to ensure counties that maintain payment error rates below the 6% federal threshold are not assessed penalties.
- Seek funding support for the purchase and installation of storm gauges targeted towards critical waterways to inform fact-based decisions regarding flood mitigation, evacuations, and the deployment of emergency response personnel.

Priorities for 26-27' Biennium NCGA

- Top Priorities
  - Increase NC Innovation Waivers
  - Create a permanent solution for PRC 071
  - Seek legislation to use state surplus property to advance affordable housing and/or economic development goals

Questions & Feedback

- This agenda incorporates feedback from the Board following the 11/5 briefing
- Kept existing top priorities
- Added policy and appropriation items

Requested Board Action

- Approve the legislative agenda as presented.

Addendum

DRAFT ITEMS FOR LEGISATIVE AGENDA		
Item	**Cost**	**Description**
EMS Stations-West & McCormick	$ 22,054,000	Two EMS stations are being developed to improve response times and further enhance emergency services.
Public Safety Training Center: Modular Office Building	$ 810,000	Project will help expand services offered. The PSTC serves the region's public safety community.
Minnie Jones Health Center	$ 6,709,706	A community health center which serves as a primary medical, dental and a behavioral health safety net for13,000 -15,000 patients annually. The facility is owned by the county but leased to a FQHC which serve low to moderate income patients.
Swannanoa Library	$ 12,000,000	Construct a new public library branch to serve the Swananoa/Black Mountain community a needed community asset and a project that would help spur economic revitalization in an area specifically hard -hit during T.S. Helene.
Coxe Avenue Affordable Housing Project	$ 9,800,000	A 203-unit affordable housing project strategically located in downtown Asheville. The project leverages county-owned property, strategically located in a downtown corridor and would serve residents making less than 80% AMI. This project would help Buncombe County meet identified housing replacement needs following T.S. Helene
Ferry Road Affordable Housing Project	$ 11,000,000	A planned development that features +650 residences with more than half of the apartments and single-family homes reserved for affordable housing. When completed this project would assist the county in meeting identified housing replacement needs following T.S. Helene.

Buncombe County Legislative Agenda
2026 – 2027 Biennium of the North Carolina General Assembly

Top Priorities

- Support Buncombe County's eligibility for the Supplemental Funds for Teacher Compensation program (PRC 071) by increasing the adjusted market value threshold and annual pay adjustments for classified personnel or, preferably, by identifying a more permanent eligibility solution.
- Increase funding for the NC Innovation Waiver program to address Buncombe County's waiting list which supports adults and children with intellectual or development disabilities.
- Pursue State legislation to facilitate the utilization of surplus State property for economic recovery. The State could restrict use of properties for economic development and/or affordable housing. Sites considered for economic development could be considered for the N.C. Select Sites program administered by the EDPNC.

Policy Priorities

- Additional State funding for mental and behavioral health resources, including services and support for emergency responders, law enforcement personnel, and state employees is needed. The following would improve Buncombe County's ability to deliver services and manage costs more effectively:
    - Any restructuring of the state behavior health system should account for county fiscal and operational impacts and protect community-based crisis capacity including co-responder teams.
    - Increase state-funded inpatient state-funded psychiatric bed capacity including child/adolescent and competency-restoration beds so patients stabilized locally have somewhere to go; and expand the state's non-law-enforcement involuntary-commitment (IVC) transport pilot into western North Carolina.
    - Advocate for comprehensive state-level funding to offset the operational, jail, and mental health burdens as a result of Iryna's Law on county government.
- Seek legislation expanding State programs to help those in need of property tax relief including both the circuit breaker program and property tax exclusion programs for Seniors, Permanently Disabled, and Veterans with Service-Connected Disabilities.

- Support modifications to district attorney and public defender allocation models to facilitate additional judicial resources in Buncombe County. Ensure that periodic reviews adequately account for population growth, caseloads, and local demand. Support increases or adjustments to State funding distributions that provide sufficient prosecutorial and district attorney capacity in rapidly growing counties, including Buncombe County.
- Seek legislation to modify the SNAP/FNS payment error rate penalty distribution, included in SB 257, to ensure counties that maintain payment error rates below the 6% federal threshold are not assessed penalties.
- Amend eligibility criteria for the North Carolina Building Reuse Tool and other NC Commerce Tier and census tract driven economic development programs so that opportunities typically reserved for Tier 2 counties might continue to be available to Buncombe County during economic recovery periods.
- Support continued state expansion of NC's healthy opportunity pilot to improve access to housing, food, transportation, and other essential services that address health-related social needs and reduce long-term healthcare costs.

Appropriation Priorities

- Advocate for funding support for public safety, health, and recovery projects which could include the Swannanoa Library, Coxe Avenue and Ferry Road affordable housing developments. Investments in these projects would accelerate recovery following T.S. Helene.
- Seek State funding support for the purchase and installation of storm gauges targeted towards critical waterways to inform fact-based decisions regarding flood mitigation, evacuations, and the deployment of emergency response personnel.
- Seek State funding for the Candler water extension project and for residential septic repairs for damage caused by Helene.
- Seek additional State support for Emergency Watershed Protection (EWP) Program administration and management.
- Reimbursement for Local School Consolidation Study Mandated by S.L. 2023-128. The County respectfully requests a reimbursement for $300,000 costs incurred related to the school consolidation study required by the General Assembly in 2023. The County has finalized the study and submitted it to the General Assembly. This request was previously a priority on the 2024 and 2025 legislative agenda.

November 17, 2026

Metropolitan Sewerage District Board
(Quasi-Judicial, 3-year term)
(1 reappointment)

NAME	ZIP CODE	EMPLOYER	RACE/ GENDER	AGE
***Al Whitesides**		Commissioner	Black/Male	55+