ASHEVILLE CITY BOARD OF EDUCATION

Work and Closed Session Agenda

Administrative Offices - Board Room

85 Mountain Street, Asheville, North Carolina

Monday, April 13, 2026, 5:00 PM

Board of Education Members:
Sarah Thornburg, Board Chair
Rebecca Strimer, Vice-Chair
Pepi Acebo, Member
Liza Kelly, Member
Amy Ray, Member
George Sieburg, Member
Jesse Warren, Member
Superintendent: Dr. Maggie Fehrman

The Vision of Asheville City Schools is to Empower and Engage every child to Learn, Discover, Thrive.

Work and Closed Session Agenda

The meeting will be available for viewing via the
Asheville City Schools YouTube page.

Page

1. MEETING OPENING

1.1 CALL TO ORDER - Board Chair, Sarah Thornburg
Equity Statement:*In Asheville City Schools we are committed to equity and anti-racist policies for all students and staff to learn and thrive. We recognize that our positions come with power, responsibility, and public service for the entire ACS community. We will model our commitment to equity through our practices and decisions. During this meeting, we invite a pause if harm has taken place, a moment to name the harm, and space to practice repair.*

1.2 QUORUM DETERMINATION - Board Chair, Sarah Thornburg

1.3 APPROVAL OF AGENDA - Board Chair, Sarah Thornburg
Motion to Approve the Agenda

2. CCAR Six Agreements - Dr. Maggie Fehrman, Superintendent

3. POSSIBLE ACTION/CONSENT ITEMS FOR THE NEXT REGULAR BOARD MEETING

3.1 Student Releases to Buncombe County - Tanya Presha, Special Assistant to the Superintendent
Consent

3.2 Contracts/MOUs - Dr. Kim Dechant, Chief of Staff

Consent

Asheville Contracting Co DBA Asheville Fence - Fence Install/Repair

3.3 Policy Second Read - Dr. Maggie Fehrman, Superintendent
Consent

Policy Code: 3000 Goals and Objectives of the Educational Program

Policy 3000 Memo

Policy Code: 3000 Goals and Objectives of the Educational Program

3.4 FY 26 Budget Expenditure Report and Amendment 4
Consent

Budget Amendment - April (1).pdf

2026-2027 Expenditure Report 4-13-26.pdf

2026-2027 Budget Amendment #3 Cover Sheet 4-13-26 - Google Docs.pdf

4. DISCUSSION ITEMS

4.1 Bus Stop Arm - April Dockery, Chief of Operations, and Amanda Rigsby, Transportation Director

4.2 Feasibility Update - April Dockery, Chief of Operations 13
2026.14.13 - ACS FNA Board Presentation_DRAFT.pptx

4.3 FY 27 Budget Updates -Heidi Kerns, Chief Finance Officer
Preliminary Budget Information Presentation

4.4 Strategic Planning Presentation- Dr. Maggie Fehrman, Superintendent

5. CLOSED SESSION - Board Chair, Sarah Thornburg

The Chair will entertain a motion for the Board of Education to enter into a closed session pursuant to G.S. 143-318.11 for the following purposes:

- **Under subsection (a)(1) to prevent the disclosure of privileged and confidential personnel information pursuant to G.S. 115C-319-321;**
- **Under subsection (a) (3) to discuss matters protected by the attorney-client privilege.**

AGENDA ITEMS

5.1 Personnel Report - April

5.2 Attorney Client Matters

6. FUTURE MEETINGS/ANNOUNCEMENTS -

Board Chair, Sarah Thornburg

Regular Meeting

Monday, April 20, 2026

Administrative Office - Board Room

Work Session

Monday, May 4, 2026

Administrative Office - Board Room

Regular Meeting

Monday, May 11, 2026

Administrative Office - Board Room

Early Dismissal for Students

Friday, May 22, 2026

12:00 Noon K-5

1:00 PM 6-12

Holiday- Memorial Day - No School for Students and Staff

Monday, May 25, 2026

2025-2026 ACS Board of Education Meeting Schedule

7. ADJOURNMENT - Board Chair, Sarah Thornburg

7.1 Adjourn Meeting

Motion to adjourn the meeting.

Subscribe to receive notifications about upcoming meetings

ASHEVILLE CITY SCHOOLS
BUDGET RESOLUTION & AMENDMENTS
FOR THE FISCAL YEAR BEGINNING JULY 1, 2025 AND ENDING JUNE 30, 2026

BE IT RESOLVED BY THE ASHEVILLE CITY BOARD OF EDUCATION:

Section 1 - The following revenues are estimated to be available to the State Public School Fund – Fund 1. The following expenditure amounts are hereby appropriated at the purpose level for the operation of the school administrative unit in the State Public School Fund for the fiscal year beginning July 1, 2025 and ending June 30, 2026.

	Budget Resolution	Amendment #1	Amendment #2	Amendment #3	Amendment #4	Amended Budget
Revenue						
3000 - State & Federal	30,012,716	325,130	335,600	124,693	-	30,798,139
4000 - Local & Other	-	-	-	-	-	-
4910 - Fund Balance Appropriated	-	-	-	-	-	-
Total State Public School Fund Revenues	**$ 30,012,716**	**$ 325,130**	**$ 335,600**	**$ 124,693**	**$ -**	**$ 30,798,139**
Expenditures						
5000 - Instructional Services	26,963,486	37,581	335,600	124,693	-	27,461,360
6000 - System-Wide Support	2,854,230	287,549	-	-	-	3,141,779
7000 - Ancillary Services	195,000	-	-	-	-	195,000
8000 - Non-Programmed Charges	-	-	-	-	-	-
9000 - Capital	-	-	-	-	-	-
Total State Public School Fund Appropriation	**$ 30,012,716**	**$ 325,130**	**$ 335,600**	**$ 124,693**	**$ -**	**$ 30,798,139**

Section 2 - The following revenues are estimated to be available to the Local Current Expense Fund – Fund 2. The following expenditure amounts are hereby appropriated at the purpose level for the operation of the school administrative unit in the Local Current Expense Fund for the fiscal year beginning July 1, 2025 and ending June 30, 2026.

	Budget Resolution	Amendment #1	Amendment #2	Amendment #3	Amendment #4	Amended Budget
Revenue						
3000 - State & Federal	-	-	-	-	-	-
4000 - Local & Other	29,782,468	-	-	-	-	29,782,468
4910 - Fund Balance Appropriated	2,000,000	-	-	-	-	2,000,000
Total Local Current Expense Fund Revenues	**$ 31,782,468**	**$ -**	**$ -**	**$ -**	**$ -**	**$ 31,782,468**
Expenditures						
5000 - Instructional Services	13,310,000	-	525,000	350,000	-	14,185,000
6000 - System-Wide Support	14,402,468	-	140,000	(200,000)	-	14,342,468
7000 - Ancillary Services	970,000	-	(565,000)	(150,000)	-	255,000
8000 - Non-Programmed Charges	3,100,000	-	(100,000)	-	-	3,000,000
9000 - Capital	-	-	-	-	-	-
Total Local Current Expense Fund Appropriation	**$ 31,782,468**	**$ -**	**$ -**	**$ -**	**$ -**	**$ 31,782,468**

Section 3 - The following revenues are estimated to be available to the Federal Grants Fund – Fund 3. The following expenditure amounts are hereby appropriated at the purpose level for the operation of the school administrative unit in the Federal Grants Fund for the fiscal year beginning July 1, 2025 and ending June 30, 2026.

	Budget Resolution	Amendment #1	Amendment #2	Amendment #3	Amendment #4	Amended Budget
Revenue						
3000 - State & Federal	3,942,351	11,986	136,373	122,151	-	4,212,861
4000 - Local & Other	-	-	-	-	-	-
4910 - Fund Balance Appropriated	-	-	-	-	-	-
Total Federal Grants Fund Revenues	**$ 3,942,351**	**$ 11,986**	**$ 136,373**	**$ 122,151**	**$ -**	**$ 4,212,861**
Expenditures						
5000 - Instructional Services	3,409,226	11,530	132,008	115,702	-	3,668,466
6000 - System-Wide Support	358,281	-	116	2,015	-	360,412
7000 - Ancillary Services	-	-	-	-	-	-
8000 - Non-Programmed Charges	174,844	456	4,249	4,434	-	183,983
9000 - Capital	-	-	-	-	-	-
Total Federal Grants Fund Appropriation	**$ 3,942,351**	**$ 11,986**	**$ 136,373**	**$ 122,151**	**$ -**	**$ 4,212,861**

Section 4 - The following revenues are estimated to be available to the Capital Outlay Fund – Fund 4. The following expenditure amounts are hereby appropriated at the purpose level for the operation of the school administrative unit in the Capital Outlay Fund for the fiscal year beginning July 1, 2025 and ending June 30, 2026.

	Budget Resolution	Amendment #1	Amendment #2	Amendment #3	Amendment #4	Amended Budget
Revenue						
3000 - State & Federal	250,000	-	-	-	-	250,000
4000 - Local & Other	3,471,992	-	-	525,000	-	3,996,992
4910 - Fund Balance Appropriated	3,000,000	-	-	-	-	3,000,000
Total Capital Outlay Fund Revenues	**$ 6,721,992**	**$ -**	**$ -**	**$ 525,000**	**$ -**	**$ 7,246,992**
Expenditures						
5000 - Instructional Services	1,400,000	-	-	525,000	-	1,925,000
6000 - System-Wide Support	1,075,000	-	200,000	-	-	1,275,000
7000 - Ancillary Services	-	-	-	-	-	-
8000 - Non-Programmed Charges	-	-	-	-	-	-
9000 - Capital	4,246,992	-	(200,000)	-	-	4,046,992
Total Capital Outlay Fund Appropriation	**$ 6,721,992**	**$ -**	**$ -**	**$ 525,000**	**$ -**	**$ 7,246,992**

Section 5 - The following revenues are estimated to be available to the School Nutrition Fund – Fund 5. The following expenditure amounts are hereby appropriated at the purpose level for the operation of the school administrative unit in the School Nutrition Fund for the fiscal year beginning July 1, 2025 and ending June 30, 2026.

	Budget Resolution	Amendment #1	Amendment #2	Amendment #3	Amendment #4	Amended Budget
Revenue						
3000 - State & Federal	1,395,000	-	-	-	-	1,395,000
4000 - Local & Other	818,000	-	-	-	-	818,000
4910 - Fund Balance Appropriated	-	-	-	-	-	-
Total School Nutrition Fund Revenues	**$ 2,213,000**	**$ -**	**$ -**	**$ -**	**$ -**	**$ 2,213,000**
Expenditures						
5000 - Instructional Services	-	-	-	-	-	-
6000 - System-Wide Support	-	-	-	-	-	-
7000 - Ancillary Services	2,213,000	-	-	-	-	2,213,000
8000 - Non-Programmed Charges	-	-	-	-	-	-
9000 - Capital	-	-	-	-	-	-
Total School Nutrition Fund Appropriation	**$ 2,213,000**	**$ -**	**$ -**	**$ -**	**$ -**	**$ 2,213,000**

Section 6 - The following revenues are estimated to be available to the Other Special Revenue Fund – Fund 8. The following expenditure amounts are hereby appropriated at the purpose level for the operation of the school administrative unit in the Other Special Revenue Fund for the fiscal year beginning July 1, 2025 and ending June 30, 2026.

	Budget Resolution	Amendment #1	Amendment #2	Amendment #3	Amendment #4	Amended Budget
Revenue						
3000 - State & Federal	1,717,515	-	10,192	-	-	1,727,707
4000 - Local & Other	6,330,595	-	612,000	636,635	-	7,579,230
4910 - Fund Balance Appropriated	1,669,050	-	-	-	-	1,669,050
Total Other Special Revenue Fund Revenues	**$ 9,717,160**	**$ -**	**$ 622,192**	**$ 636,635**	**$ -**	**$ 10,975,987**
Expenditures						
5000 - Instructional Services	7,530,058	-	551,192	636,635	-	8,717,885
6000 - System-Wide Support	1,840,796	-	11,000	-	-	1,851,796
7000 - Ancillary Services	247,527	-	-	-	-	247,527
8000 - Non-Programmed Charges	98,779	-	60,000	-	-	158,779
9000 - Capital	-	-	-	-	-	-
Total Other Special Revenue Fund Appropriation	**$ 9,717,160**	**$ -**	**$ 622,192**	**$ 636,635**	**$ -**	**$ 10,975,987**
Grand Total - All Funds	**$ 84,389,687**	**$ 337,116**	**$ 1,094,165**	**$ 1,408,479**	**$ -**	**$ 87,229,447**

Section 7 - The Superintendent and Finance Officer are hereby authorized to transfer appropriations as contained herein under the following conditions:

A. All appropriations shall be paid first from revenue restricted as to use, and second from general unrestricted revenues.

B. The Superintendent may transfer monies from one appropriation to another within the same fund with proper justification.

C. The Board of Education may amend the budget to transfer money to or from the capital outlay fund to or from any other fund, with the approval of the Board of County Commissioners, to meet emergencies unforeseen and unforeseeable at the time the budget resolution was adopted.

D. Each local school administrative unit shall operate under an annual balanced budget resolution. A budget resolution is balanced when the sum of estimated net revenues and appropriated fund balances is equal to appropriations.

E. Fund Balance may be needed to satisfy actual expenditures during the fiscal year. The allocation of fund balance appropriated in the Budget Resolution is anticipatory only. Fund Balance is accounted for on the district's balance sheet and is adjusted at the end of the fiscal year. The actual amount of Fund Balance allocated for each fund, if any, will be reflected in the annual audit report.

Budget Summary & Board Report

Date Range 07/01/2025 - 06/31/2026

Purpose Descr	(All)
Purpose	(All)
2 Digit Obj Des	(All)
2 Digit Obj	(All)
1 digit Obj Des	(All)
1 digit Obj	(All)
Fund Descripti	(All)
Obj Desc	(All)
PRC Desc	(All)
Program	(All)
Object	(All)
Location	(All)
User 1	(All)
User 2	(All)
Full Acct Code	(All)
Postable?	(All)
Type of Accou	(All)
Full Acct Code	(All)
Short Acct Cod	(All)

Fund	1 digit Purp	1 digit Purp Desc	Beginning Budget/Beg Balance	Budget Adjustments	Current Budget/Balance	Year-to-Date Exp/Rev	PO's & Encumbrances Outstanding	Remaining Balance	Escrow	Balance Including Escrow	Percent Spent
1	5XXX	Instructional Services	$26,963,486.00	$497,873.71	$27,461,359.71	$20,334,233.57	$235,844.63	$6,891,281.51	$0.00	$6,891,281.51	74.91%
	6XXX	System-Wide Support Services	$2,854,230.00	$287,549.00	$3,141,779.00	$2,709,782.24	$87,859.44	$344,137.32	$0.00	$344,137.32	89.05%
	7XXX	Ancillary Services	$195,000.00	$0.00	$195,000.00	$114,826.84	$0.00	$80,173.16	$0.00	$80,173.16	58.89%
1 Total			**$30,012,716.00**	**$785,422.71**	**$30,798,138.71**	**$23,158,842.65**	**$323,704.07**	**$7,315,591.99**	**$0.00**	**$7,315,591.99**	**76.25%**
2	5XXX	Instructional Services	$13,310,000.00	$875,000.00	$14,185,000.00	$10,885,026.27	$887,391.52	$2,412,582.21	$0.00	$2,412,582.21	82.99%
	6XXX	System-Wide Support Services	$14,402,468.00	($60,000.00)	$14,342,468.00	$9,129,047.30	$2,976,250.84	$2,237,169.86	$0.00	$2,237,169.86	84.40%
	7XXX	Ancillary Services	$970,000.00	($715,000.00)	$255,000.00	$106,594.59	$11,229.91	$137,175.50	$0.00	$137,175.50	46.21%
	8XXX	Non-Programmed Charges	$3,100,000.00	($100,000.00)	$3,000,000.00	$1,975,993.04	$0.00	$1,024,006.96	$0.00	$1,024,006.96	65.87%
2 Total			**$31,782,468.00**	**$0.00**	**$31,782,468.00**	**$22,096,661.20**	**$3,874,872.27**	**$5,810,934.53**	**$0.00**	**$5,810,934.53**	**81.72%**
3	5XXX	Instructional Services	$3,409,225.87	$259,240.23	$3,668,466.10	$1,643,039.86	$90,204.31	$1,935,221.93	$0.00	$1,935,221.93	47.25%
	6XXX	System-Wide Support Services	$358,280.76	$2,131.01	$360,411.77	$249,016.55	$1,374.73	$110,020.49	$0.00	$110,020.49	69.47%
	8XXX	Non-Programmed Charges	$174,843.91	$9,139.43	$183,983.34	$47,546.02	$106,403.94	$30,033.38	$0.00	$30,033.38	83.68%
3 Total			**$3,942,350.54**	**$270,510.67**	**$4,212,861.21**	**$1,939,602.43**	**$197,982.98**	**$2,075,275.80**	**$0.00**	**$2,075,275.80**	**50.74%**
4	5XXX	Instructional Services	$1,400,000.00	$525,000.00	$1,925,000.00	$898,899.97	$710,981.96	$315,118.07	$0.00	$315,118.07	83.63%
	6XXX	System-Wide Support Services	$1,075,000.00	$200,000.00	$1,275,000.00	$670,262.75	$437,285.74	$167,451.51	$0.00	$167,451.51	86.87%
	9XXX	Capital Outlay	$4,246,992.00	($200,000.00)	$4,046,992.00	$594,841.62	$942,989.80	$2,509,160.58	$0.00	$2,509,160.58	38.00%
4 Total			**$6,721,992.00**	**$525,000.00**	**$7,246,992.00**	**$2,164,004.34**	**$2,091,257.50**	**$2,991,730.16**	**$0.00**	**$2,991,730.16**	**58.72%**
5	7XXX	Ancillary Services	$2,213,000.00	$0.00	$2,213,000.00	$1,491,269.18	$387,632.19	$334,098.63	$0.00	$334,098.63	84.90%
5 Total			**$2,213,000.00**	**$0.00**	**$2,213,000.00**	**$1,491,269.18**	**$387,632.19**	**$334,098.63**	**$0.00**	**$334,098.63**	**84.90%**
8	5XXX	Instructional Services	$7,530,058.59	$1,187,827.00	$8,717,885.59	$4,965,213.68	$343,975.08	$3,408,696.83	$0.00	$3,408,696.83	60.90%
	6XXX	System-Wide Support Services	$1,840,796.00	$11,000.00	$1,851,796.00	$1,264,455.88	$177,512.84	$409,827.28	$0.00	$409,827.28	77.87%
	7XXX	Ancillary Services	$247,527.18	$0.00	$247,527.18	$106,810.25	$273.32	$140,443.61	$0.00	$140,443.61	43.26%
	8XXX	Non-Programmed Charges	$98,778.71	$60,000.00	$158,778.71	$0.00	$158,778.71	$0.00	$0.00	$0.00	100.00%
8 Total			**$9,717,160.48**	**$1,258,827.00**	**$10,975,987.48**	**$6,336,479.81**	**$680,539.95**	**$3,958,967.72**	**$0.00**	**$3,958,967.72**	**63.93%**
Grand Total			**$84,389,687.02**	**$2,839,760.38**	**$87,229,447.40**	**$57,186,859.61**	**$7,555,988.96**	**$22,486,598.83**	**$0.00**	**$22,486,598.83**	**74.22%**

ASHEVILLE CITY SCHOOLS

Learn. Discover. Thrive.

Board of Education

Sarah Thornburg, *Chair*
Rebecca Strimer, *Vice Chair*
Amy Ray
Jesse Warren
George Sieburg
Liza Kelly
Pepi Acebo

Office of the Superintendent

Dr. Maggie Fehrman, *Superintendent*

Kimberly Jones, *Executive Assistant to the Superintendent*

Budget Amendment Cover Sheet

Board Meeting Date: _____04/13/26_____

Budget Amendment Number: _____3_____

Amendment Total: $_____ 1,408,479_____

Reason for Amendment: Allotment adjustments, ABC transfers and minor line item adjustments.

Section 1 - State Public School Fund: Continuing allotment adjustments.

Section 2 - Local Current Expense Fund: Line item adjustments as budget development continues and state and federal grant allotments get finalized - net change $-0-.

Section 3 - Federal Grant Fund (NCDPI-administered): Continuing allotment adjustments.

Section 4 - Capital Outlay Fund: Adjustment for advance laptop purchase for IT (significant cost savings).

Section 5 - School Nutrition Fund: No changes needed at this time.

Section 6 - Other Special Revenue Fund: Budget added for sales tax refund and other minor adjustments.

Facility Needs Assessment Update

April 2026



mcmillan | pazdan | smith



AGENDA

I. **Introduction, Purpose and Team**

II. **Facility Needs Assessment**

Physical Condition of Schools
Cost Estimation

I. **Next Steps**

Enrollment and Capacity Review
Demographics & Projections
Educational Adequacy
Operational Cost Analysis
Options & Prioritization
Ongoing Communication & Engagement



How do we keep our schools up-to-date?

Score Chart & Categories

5	4	3	2	1
5 of 5 (100%)	4 of 5 (80%)	3 of 5 (60%)	2 of 5 (40%)	1 of 5 (20%)
New or like-new condition. No issues to report, no expected failures. Reevaluate in 3 years.	**No reported issues or concerns;** No expected failures. Consider replacement and / or improvement in 7-10 years, reevaluate condition in 3 years.	**Not new, with some issues to report.** Average wear for its age. Replace or improve within 3-6 years	**Worn from use and nearing the end of it life cycle.** Replace or improve within 2-3 years as funds are available.	**Extremely worn, damaged, or inoperable.** Replace or improve in less than 2 years.

SITE
(erosion, turf condition, surface drainage)

BE - BUILDING ENVELOPE
(exterior walls, roof, windows, doors)

INT - INTERIORS
(wall finishes, flooring, ceilings, casework)

MEP - MECHANICAL, ELECTRICAL, PLUMBING
(HVAC, lighting, plumbing fixtures)

HSS - HEALTH, SAFETY AND SECURITY
(building code, ADA accessibility, security standards)

Asheville City Schools

	School	Size (sf)	FY 2025-2026 Enrollment	Overall Score	SITE	BE	INT	MEP	HSS
PK-5	**Isaac Dickson Elementary School**	71,000	342	3.7	4.0	3.5	3.1	3.8	4.0
PK-5	**Lucy Herring Elementary School**	68,064	264	3.3	3.5	3.2	3.2	3.2	3.5
PK-5	**Hall Fletcher Elementary School**	89,821	279	3.0	3.4	3.1	3.0	3.2	2.6
PK-5	**Ira B Jones Elementary School**	76,786	308	2.9	2.7	2.9	3.0	3.0	2.6
K-5	**Claxton Elementary School**	76,881	415	2.8	2.9	2.5	2.8	3.0	2.9

Asheville City Schools

	School	Size (sf)	FY 2025-2026 Enrollment	Overall Score	SITE	BE	INT	MEP	HSS
6th-8th	**Asheville Middle School**	163,170	684	3.4	3.7	2.9	3.1	3.5	3.9
9th-12th	**Asheville High School**	309,000	1,440	2.8	2.8	2.8	2.8	3.0	2.9
6th-12th	**William Randolph Campus**	54,949	69	3.0	3.2	3.0	2.9	3.2	2.9
	Central Office **85 Mountain St.**	25,902	--	2.7	3.0	2.3	2.7	2.5	3.3
	District Operations Facility **441 Haywood Rd**	60,013	--	2.5	2.6	2.6	2.7	2.3	2.4

Asheville City Schools

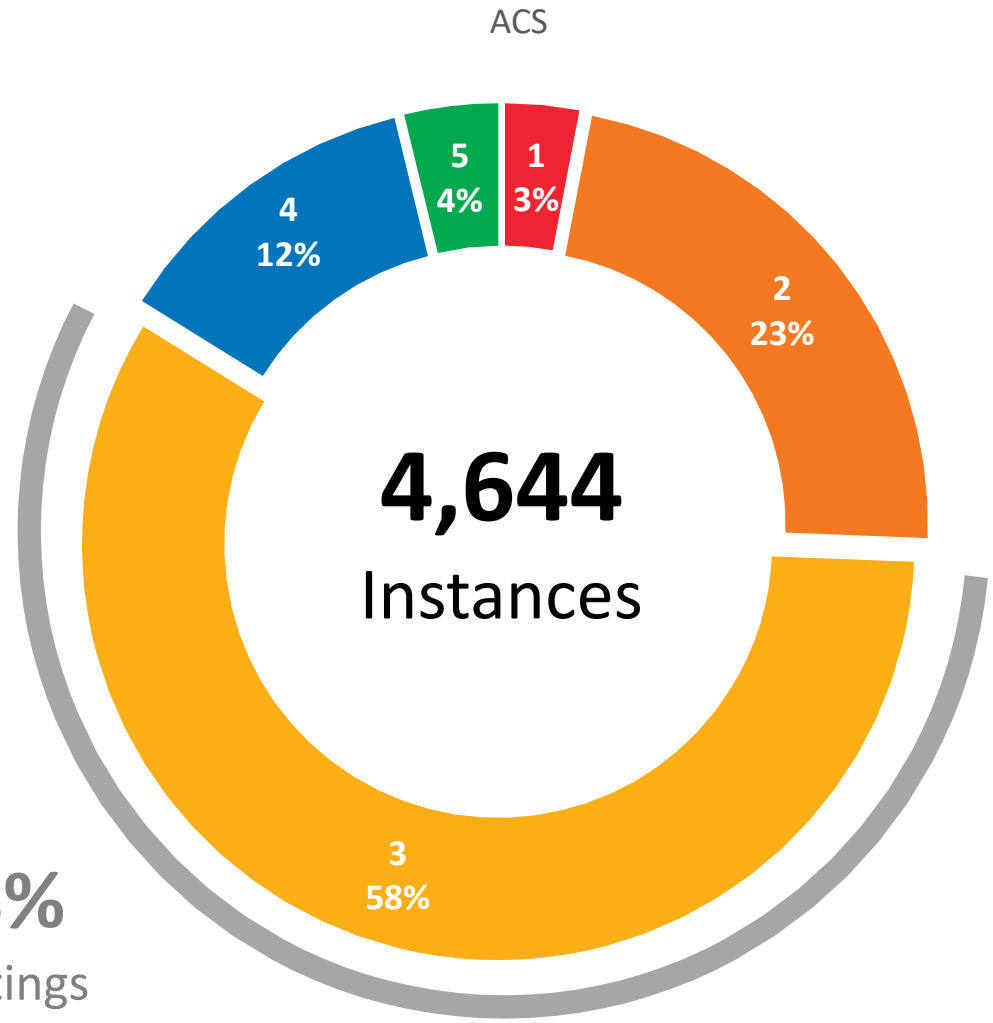

58%
3 Ratings

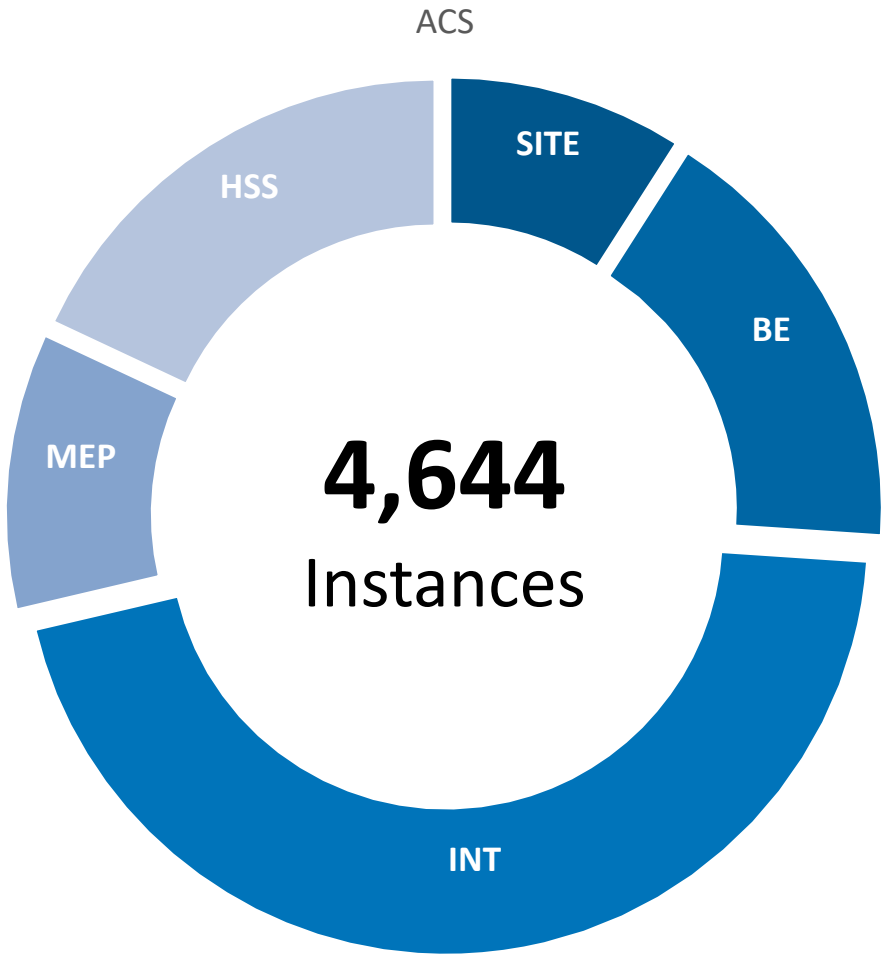

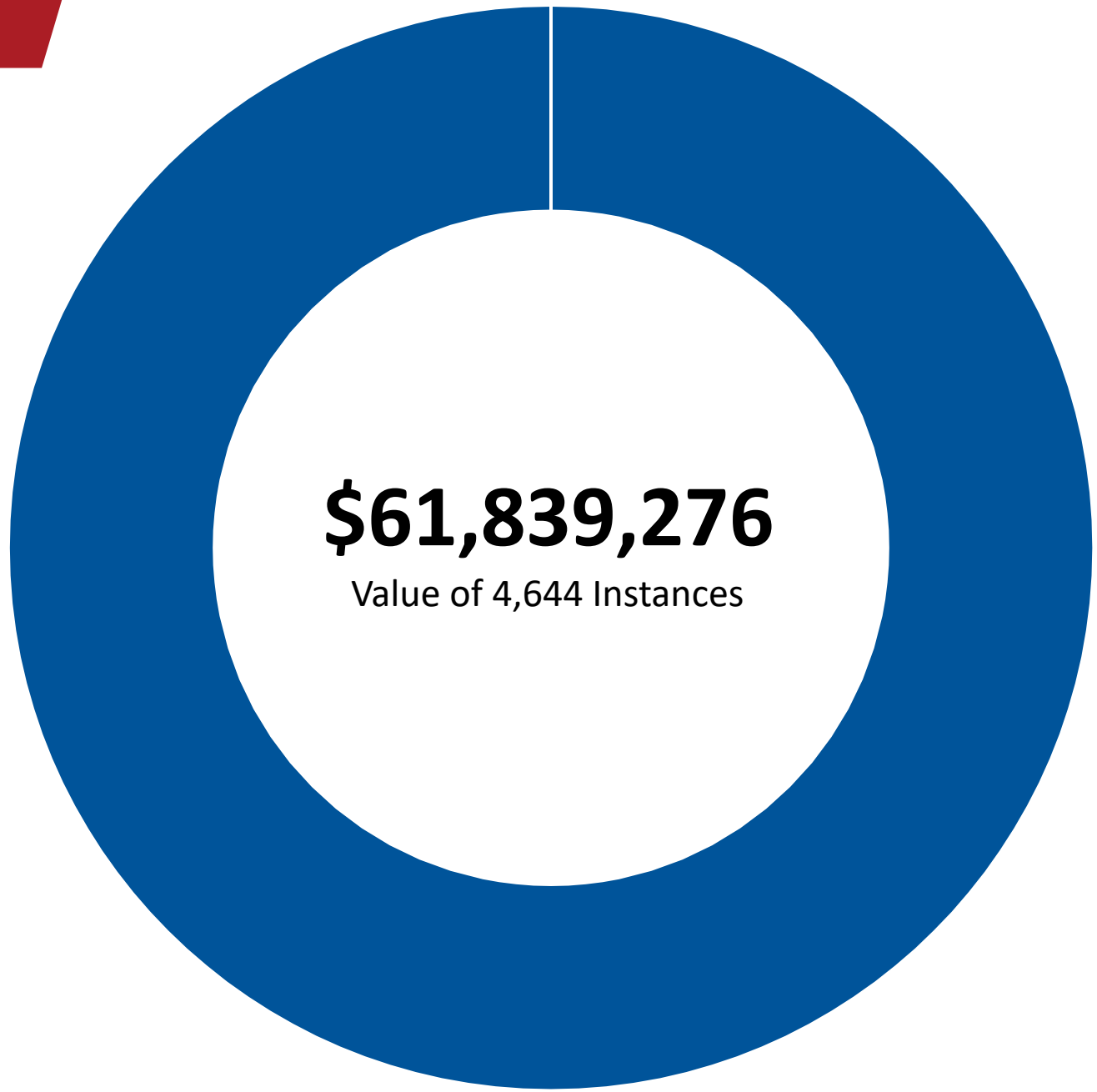
$61,839,276
Value of 4,644 Instances

Asheville City Schools

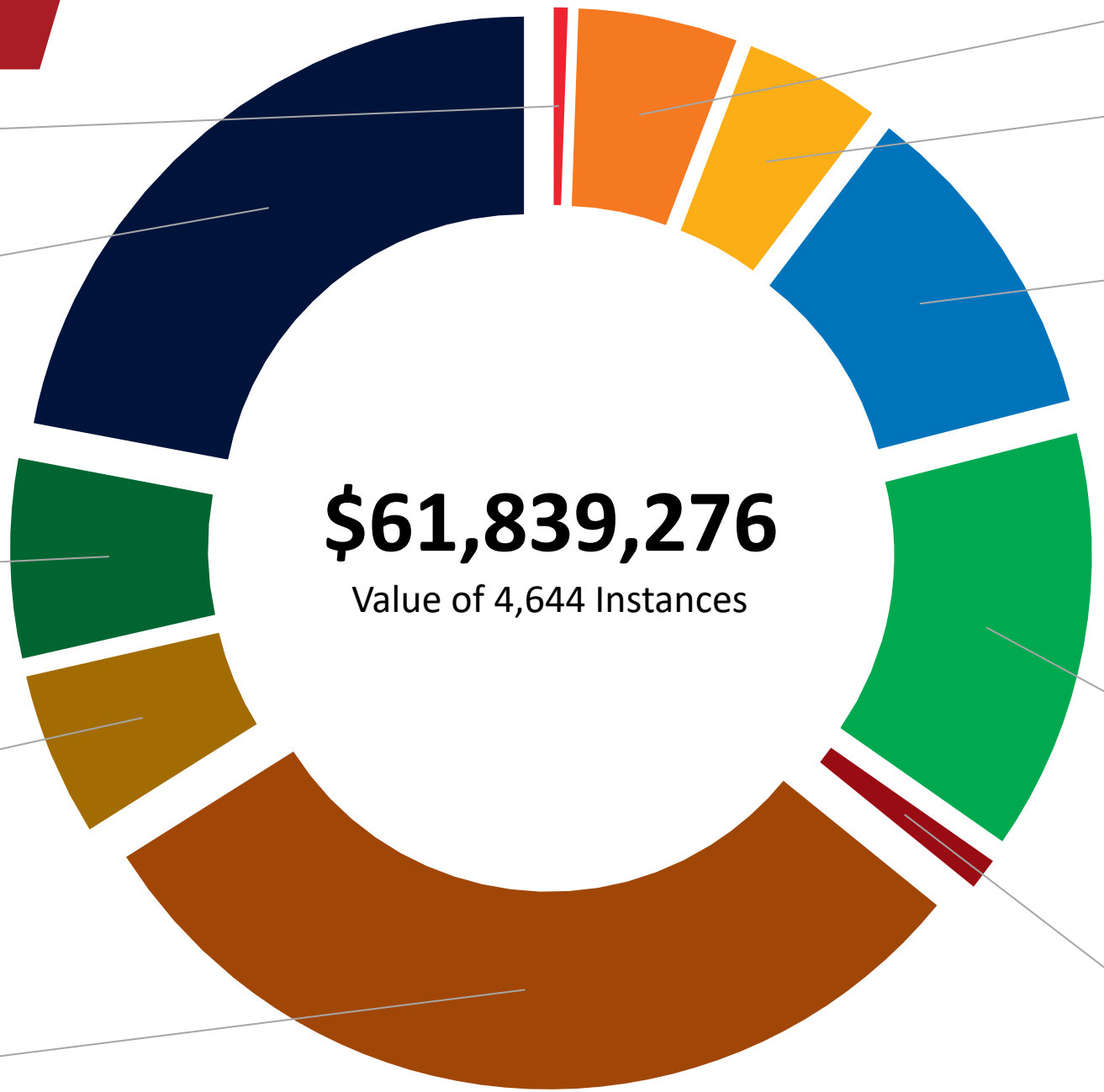

Asheville City Schools

Total Cost by Rating

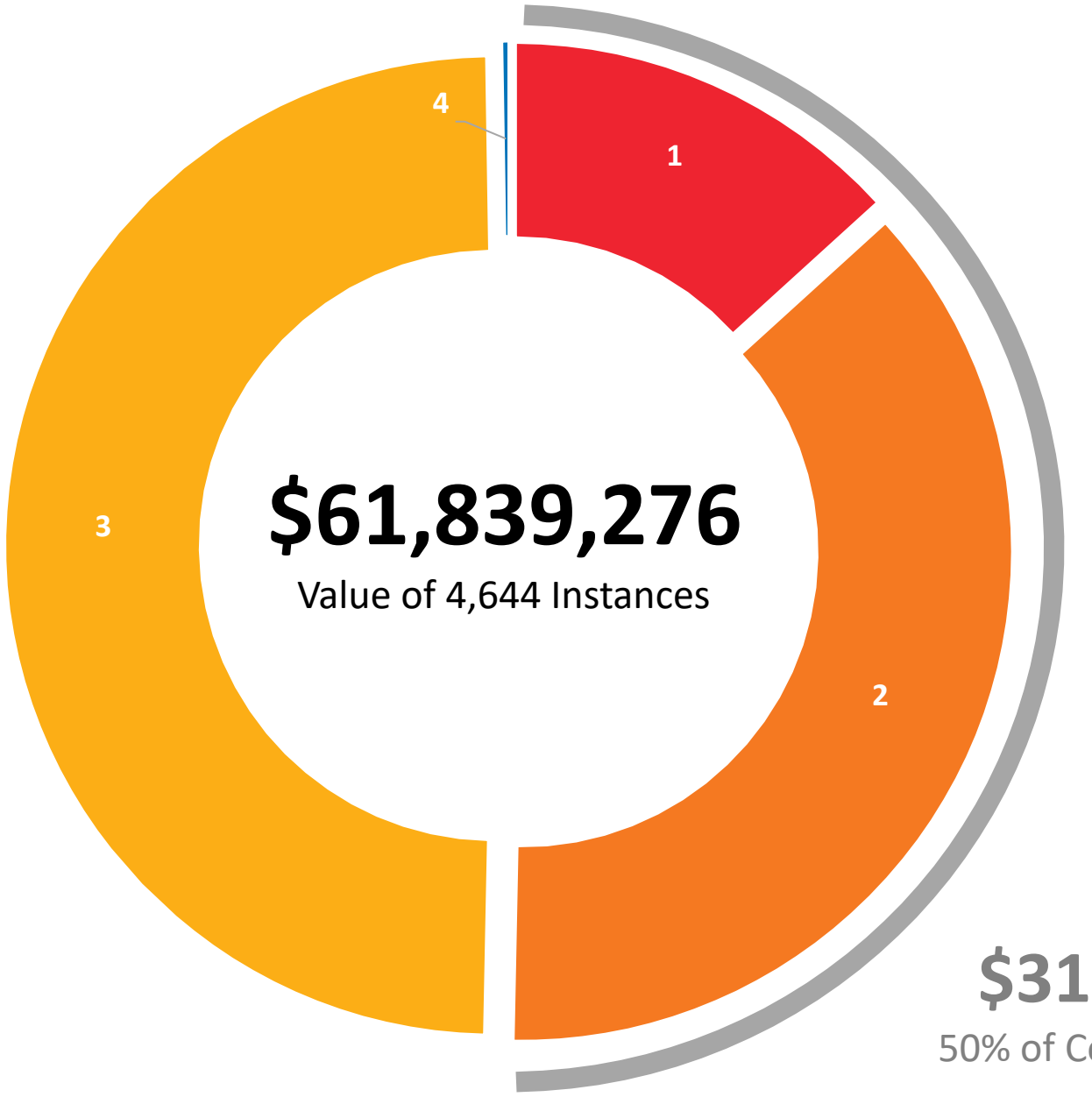

$31,097,551

50% of Cost for 1-2 Ratings

Asheville City Schools

$8,369,875

13% of Cost for HSS

Total Cost by Category

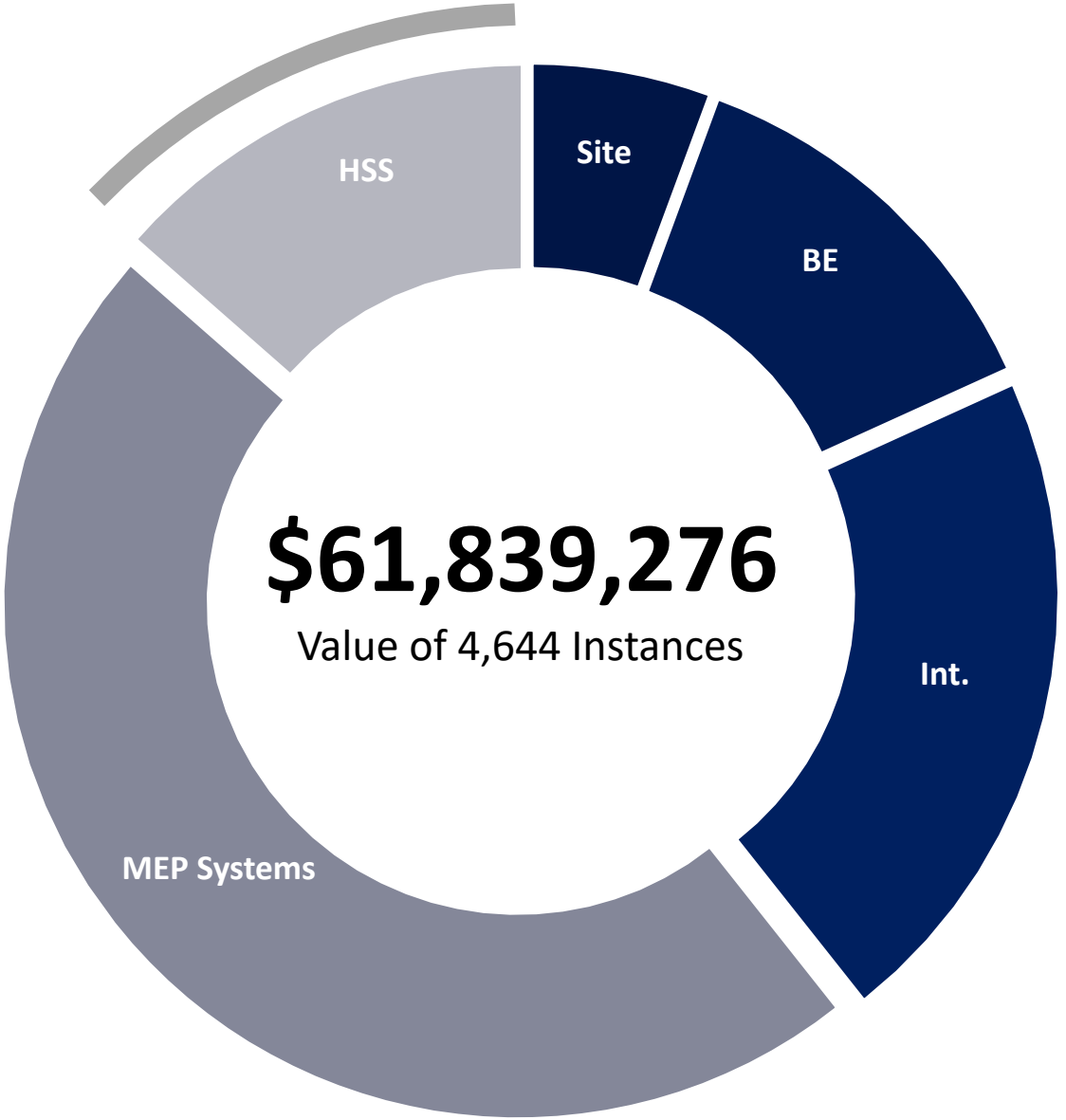

Asheville City Schools

Isaac Dickson Elementary

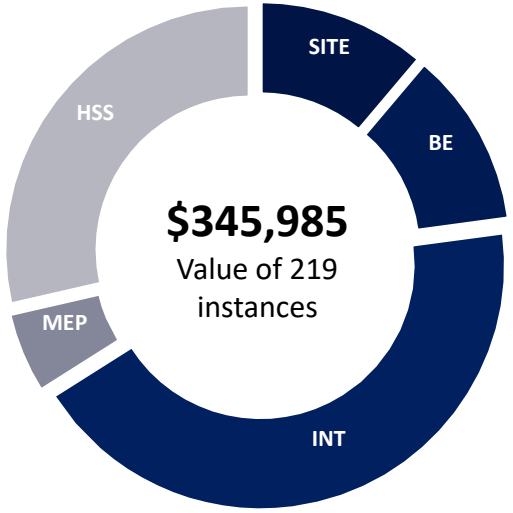

Lucy Herring Elementary

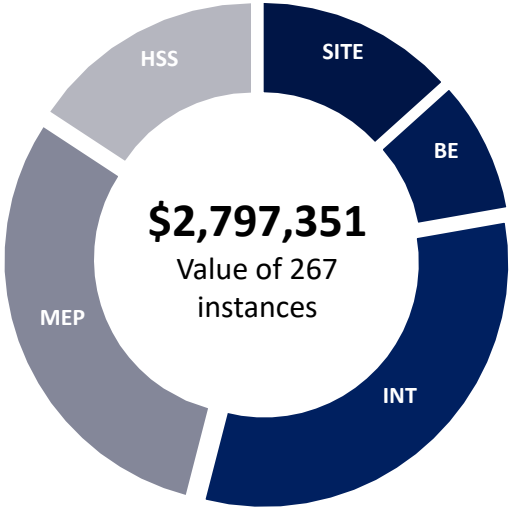

Hall Fletcher Elementary

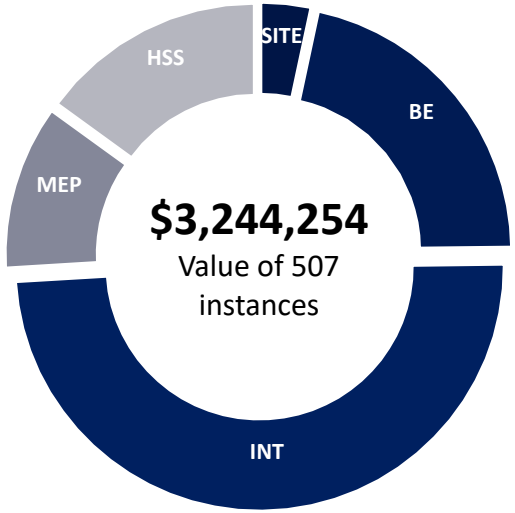

Ira B Jones Elementary

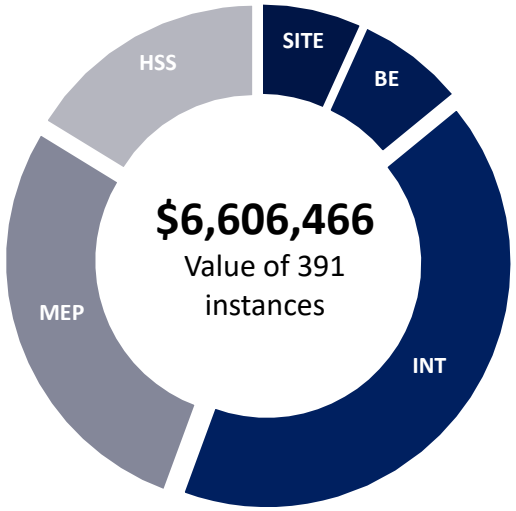

Asheville City Schools

Claxton Elementary

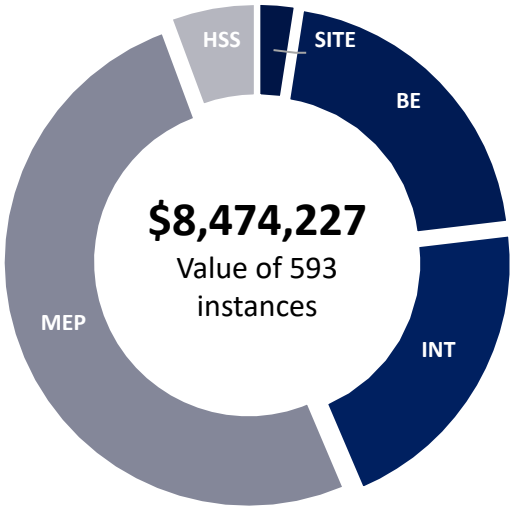

Asheville Middle School

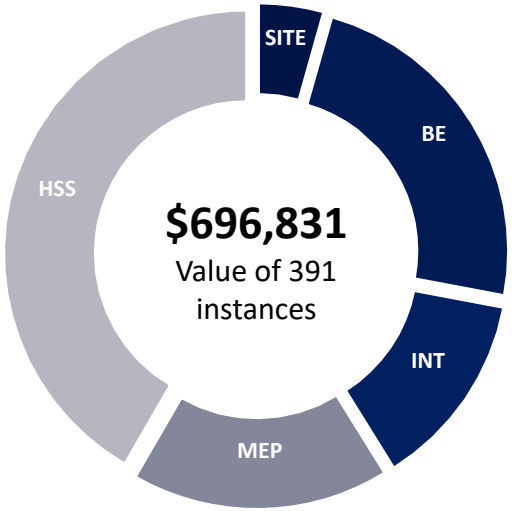

Asheville High School

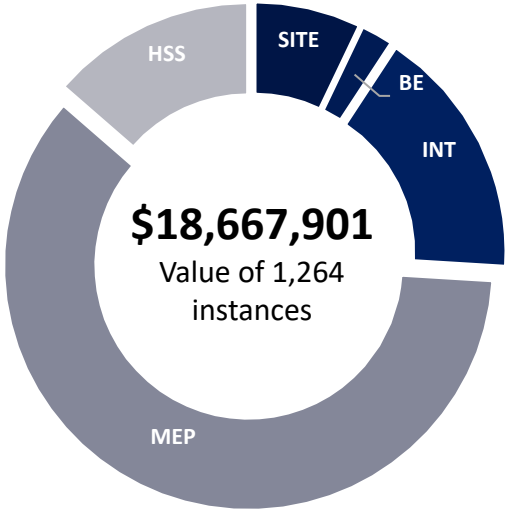

William Randolph Campus

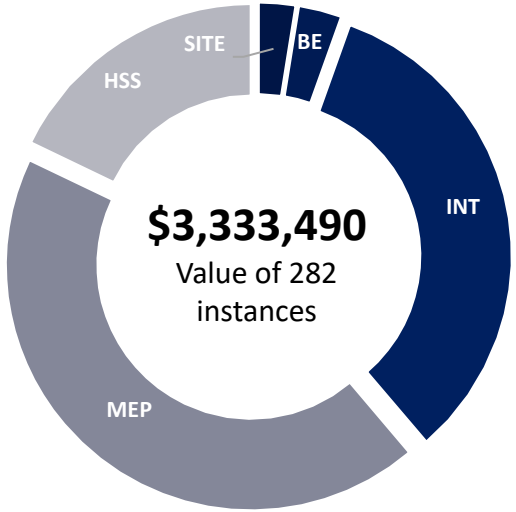

Asheville City Schools

Central Office

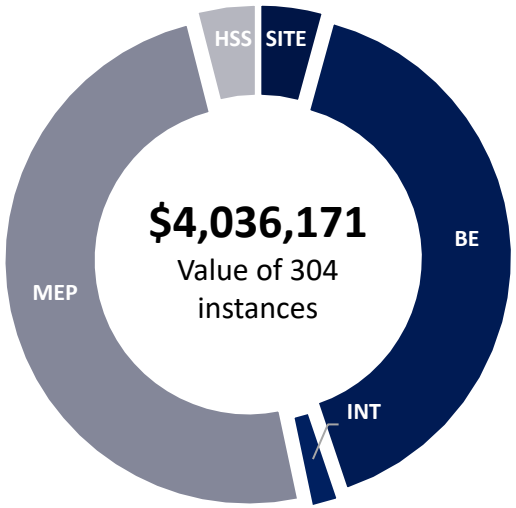

District Operations Facility

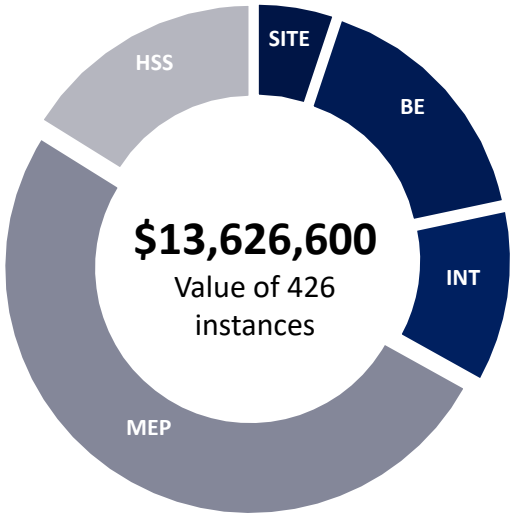

educational use facility

or

District Operations Facility

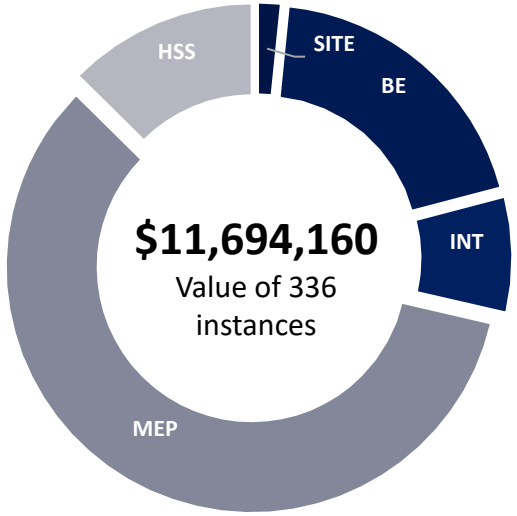

non-educational use facility

Take-Aways

Note: Ongoing maintenance is only one factor influencing long-range Capital Improvement Planning. The CIP should also consider factors such as campus capacity, operating costs, educational adequacy, program offerings, and other related considerations.

1. The largest single category for maintenance is Mechanical, Electrical, and Plumbing systems at 47% of the total value. These items vary but appear to be correlated by age of the building and or the age of the system. The district is facing major lifecycle replacement needs in HVAC systems, electrical distribution, plumbing systems, and technology infrastructure at the following campuses:

   Asheville HS – 60%
   District Operations Facility – 51%
   Claxton ES – 51%
   Central Office – 49%
   William Randolph – 43%

Take-Aways

2. Non-educational facilities, or support facilities, represent approximately 29% of the total value.

   Central Office – 6.5%
   District Operations Facility – 22%

3. Educational facilities represent $44,176,505 of the total value.

   Asheville HS – $18,677,901
   Claxton ES – $8,474,227
   Ira B. Jones ES – $6,606,466
   William Randolph – $3,333,490
   Hall Fletcher ES – $3,244,254
   Lucy S Herring ES – $2,797,351
   Asheville MS - $696,831
   Isaac Dickson ES – $345,985



AGENDA

I. **Introduction, Purpose and Team**

II. **Facility Needs Assessment**

Physical Condition of Schools
Cost Estimation

I. **Next Steps**

Enrollment and Capacity Review
Demographics & Projections
Educational Adequacy
Operational Cost Analysis
Options & Prioritization
Ongoing Communication & Engagement