16 Pearl St

Design Review Committee

—

Formal Review

THE CITY OF ASHEVILLE

Exhibit A - Site Context



.78 Acres

Not in Traditional Downtown Core

Tallest Height Zone

No Key Pedestrian Streets

Exhibit B - Existing Site



VIEW ALONG ANN STREET


VIEW FROM THE PROPERTY ON ANN STREET


VIEW FROM THE CORNER OF ANN AND PEARL


VIEW FROM THE PROPERTY ON PEARL STREET


VIEW OF THE PROPERTY


VIEW OF THE PROPERTY

Exhibit B - Existing Site


VIEW OF THE PROPERTY


VIEW OF THE PROPERTY


VIEW OF THE PROPERTY


VIEW OF THE PROPERTY


VIEW OF THE PROPERTY


VIEW FROM ANN STREET


VIEW FROM THE PROPERTY ON PEARL STREET


VIEW FROM THE PROPERTY ON PEARL STREET


VIEW FROM THE PROPERTY ON PEARL STREET

Exhibit C - Proposed Site Plan

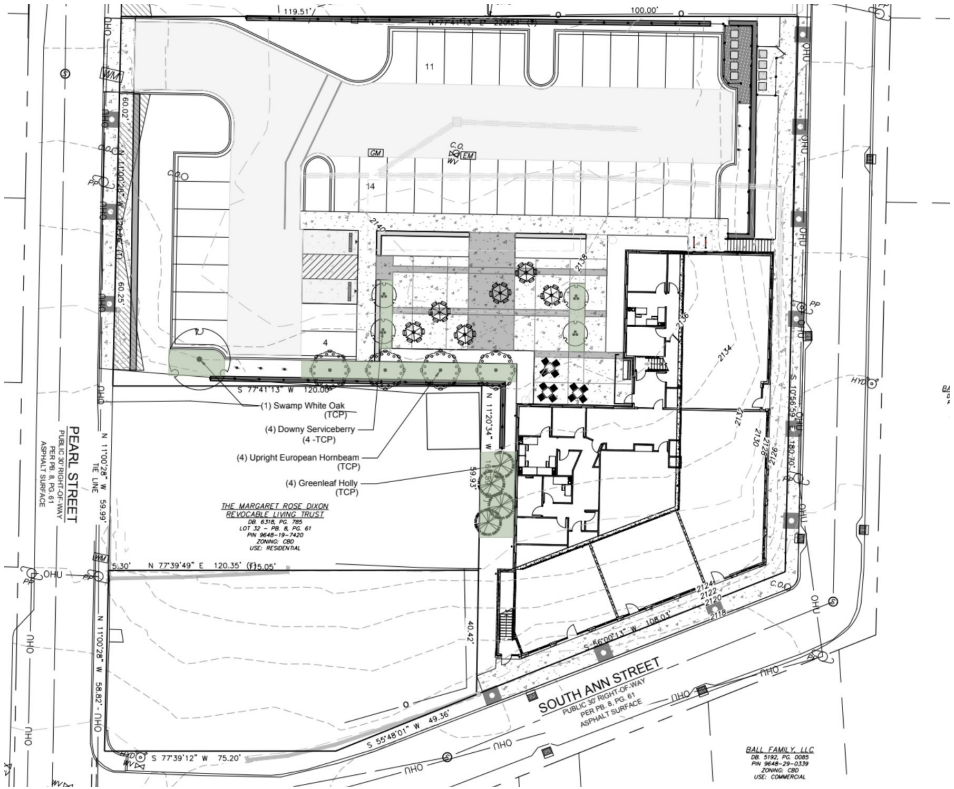

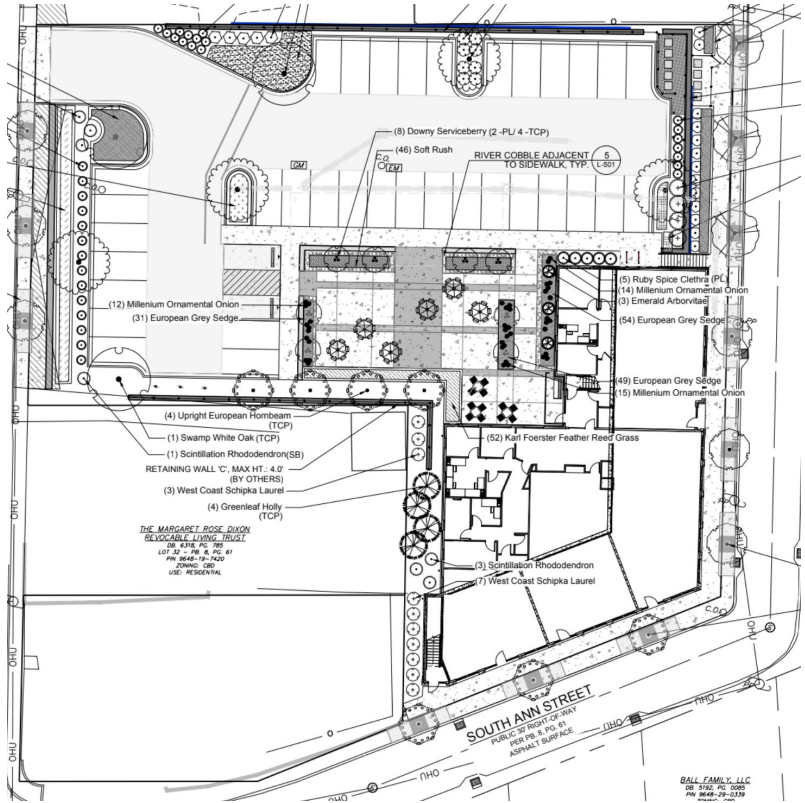

Exhibit D-1 - Fenestration



1 SOUTH ANN VIEW 1 TRANSPARENCY
1" = 10'-0"



2 SOUTH ANN VIEW 2 TRANSPARENCY
1" = 10'-0"



3 NORTH ELEVATION TRANSPARENCY
1" = 10'-0"

FENESTRATION REQUIREMENT - SOUTH ANN VIEW 1	
	LOWER LEVEL
WALL AREA:	N/A
ACTUAL FENESTRATION:	N/A
UDO REQUIREMENT:	50%
BLANK WALL AREA MAX:	20'
	LEVEL 1
WALL AREA:	602.56 SQ FT
ACTUAL FENESTRATION:	176 SQ FT (29%)
UDO REQUIREMENT:	20%
BLANK WALL AREA MAX:	20'
	LEVEL 2
WALL AREA:	458.13 SQ FT
ACTUAL FENESTRATION:	260 SQ FT (56%)
UDO REQUIREMENT:	20%
BLANK WALL AREA MAX:	20'

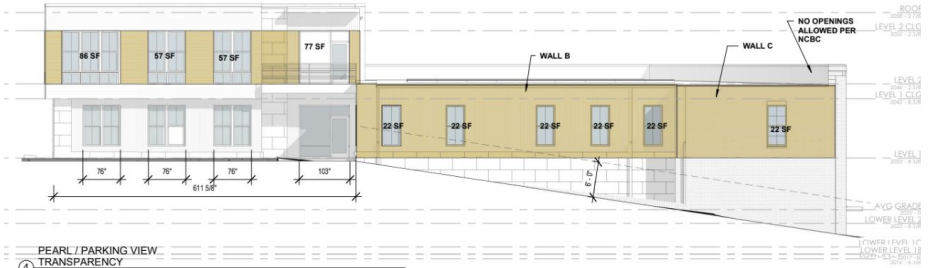

4 PEARL / PARKING VIEW TRANSPARENCY
1" = 10'-0"

Exhibit D-2 - Elevations



1 SOUTH ANN VIEW 1
3/16" = 1'-0"



2 SOUTH ANN VIEW 2
3/16" = 1'-0"

Exhibit D-2 - Elevations



EXIT ELEVATION
1'-0"



1 NORTH ELEVATION
3/16" = 1'-0"



2 PEARL / PARKING VIEW
3/16" = 1'-0"

Exhibit D-2 - Elevations



MODULAR BRICK
GENERAL SHALE - ROANOKE SERIES
FULL RANGE - WIRECUT 6035

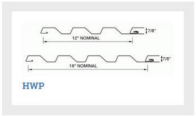

METAL PANEL TYPE 1
VERT. METAL SIDING (COLOR - SLATE GREY)
PAC-CLAD - PRECISION METAL PANEL
HWP PROFILE

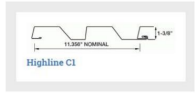

METAL PANEL TYPE 1
HORIZONTAL. METAL SIDING (COLOR MATTE BLACK)
PAC-CLAD - PRECISION METAL PANEL
HIGHLINE C1 PROFILE



SMOOTH FACE CAST STONE
JOHNSON CONCRETE PRODUCTS
CALCITE



STOREFRONT
KAWNEER ANODIZED FINISHES
BLACK

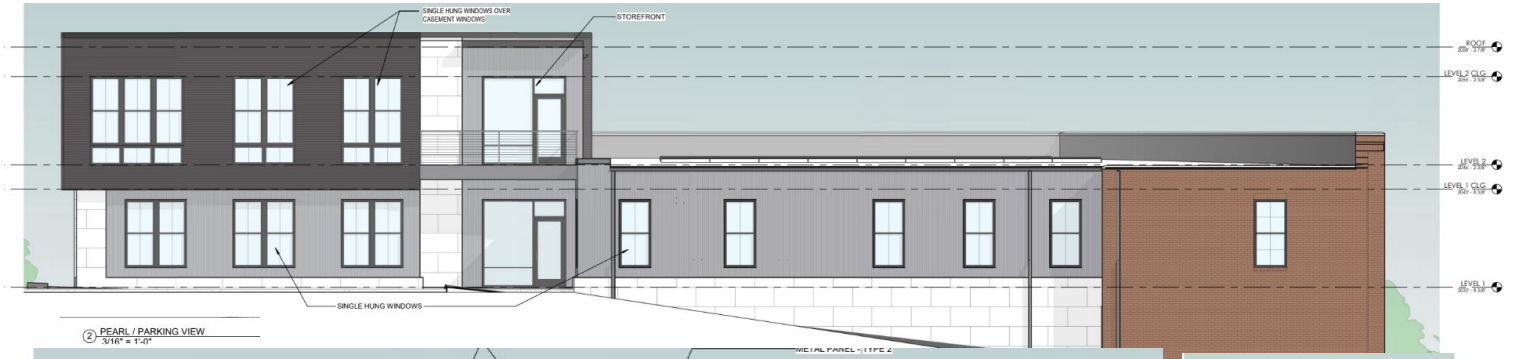

② PEARL / PARKING VIEW
3/16" = 1'-0"



① NORTH ELEVATION
3/16" = 1'-0"

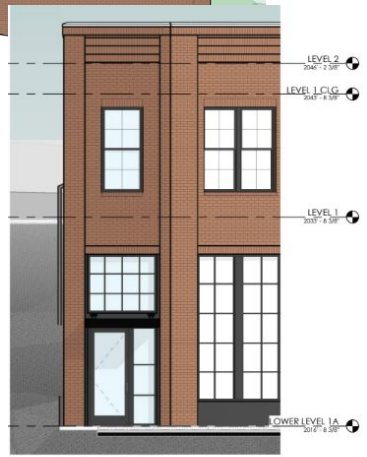

EXIT ELEVATION
1'-0"

Exhibit D-3 - Renderings









Exhibit D-3 - Renderings







